

HIRALAL BHAKAT COLLEGE

(Affiliated to the University of Burdwan in Arts & Commerce Accredited by NAAC)

P.O. – NALHATI, DIST. – BIRBHUM, W. B., Pin-731220

Ref No.:- HBC/BU/002/84-2019

Date: 27/08/2019

By ordinary post

To, The Inspector of Colleges
The University of Burdwan
Rajbati, Burdwan

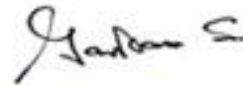
Subject: Forwarding the feedback analysis report of
Hiralal Bhakat College of the session

Respective Sir/Madam,

The feedback analysis report of Hiralal Bhakat College of the session 2018-19 is forwarded herewith for your kind information.

Kindly find the said report of the feedbacks from the students, teachers, Alumni and guardians attached herewith and enlighten us with your valuable suggestions and oblige.

Yours Sincerely,



Teacher-in-Charge
Hiralal Bhakat College
Nalhati, Birbhum



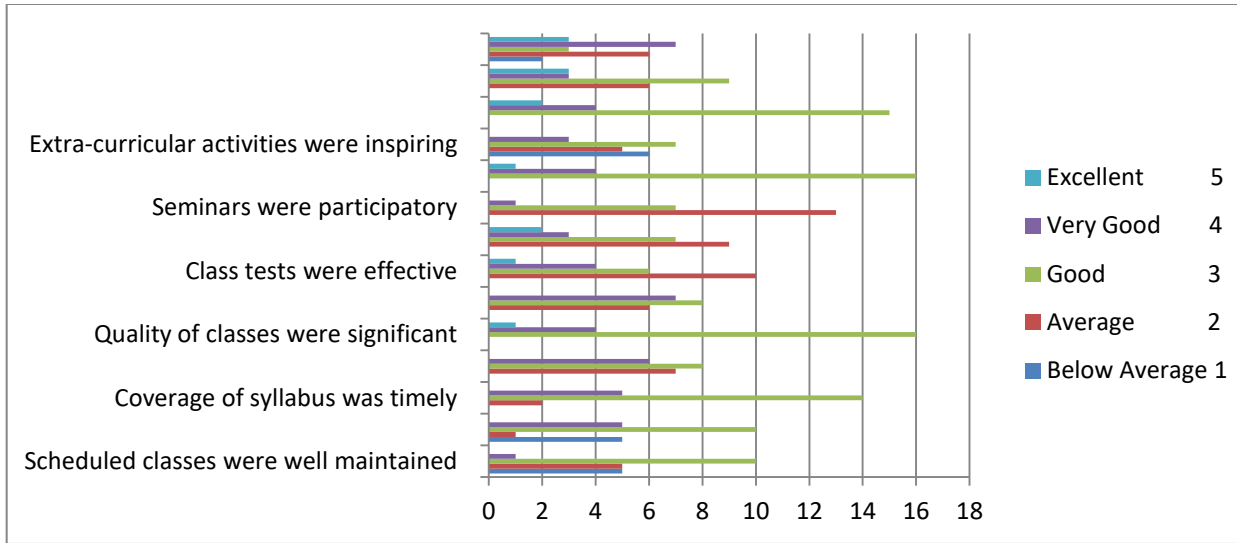
Department Wise Students' Feedback Report
Hiralal Bhakat College
Nalhati, Birbhum
Academic Year: 2018-2019

Analyzing Students' Feedback against specific parameters such as class routine, regularity, library staff cooperation, cleanliness, hygiene, approachability of principal, office staff cooperation, and teacher approachability reflects valuable insights into areas of strength and opportunities for improvement. By adopting a systematic approach to data analysis, our colleges can effectively address students' concerns, enhance the overall educational experience, and build trust within the educational community. Students' feedback analysis of each departments as well as the college has been summarized as below:

Sl. No.	Departments	Feedback Scenarios	Remarks																																										
1	Philosophy	<table border="1" style="display: none;"> <caption>Feedback Data for Philosophy Department</caption> <thead> <tr> <th>Scenario</th> <th>Excellent (5)</th> <th>Very Good (4)</th> <th>Good (3)</th> <th>Average (2)</th> <th>Below Average (1)</th> </tr> </thead> <tbody> <tr> <td>Extra-curricular activities were inspiring</td> <td>1</td> <td>1</td> <td>1</td> <td>1</td> <td>1</td> </tr> <tr> <td>Seminars were participatory</td> <td>1</td> <td>1</td> <td>1</td> <td>1</td> <td>1</td> </tr> <tr> <td>Class tests were effective</td> <td>1</td> <td>1</td> <td>1</td> <td>1</td> <td>1</td> </tr> <tr> <td>Quality of classes were significant</td> <td>1</td> <td>1</td> <td>1</td> <td>1</td> <td>1</td> </tr> <tr> <td>Coverage of syllabus was timely</td> <td>1</td> <td>1</td> <td>1</td> <td>1</td> <td>1</td> </tr> <tr> <td>Scheduled classes were well maintained</td> <td>1</td> <td>1</td> <td>1</td> <td>1</td> <td>1</td> </tr> </tbody> </table>	Scenario	Excellent (5)	Very Good (4)	Good (3)	Average (2)	Below Average (1)	Extra-curricular activities were inspiring	1	1	1	1	1	Seminars were participatory	1	1	1	1	1	Class tests were effective	1	1	1	1	1	Quality of classes were significant	1	1	1	1	1	Coverage of syllabus was timely	1	1	1	1	1	Scheduled classes were well maintained	1	1	1	1	1	<p>Students' Feedback in Philosophy department based on a rating scale ranging from "Below Average" to "Excellent" against specific parameters has been analyzed. Here the overall reflection of the concerned students indicates a satisfactory level. Some below rating feedbacks are also indicates some weaknesses which must be overcome very soon from our college end.</p>
Scenario	Excellent (5)	Very Good (4)	Good (3)	Average (2)	Below Average (1)																																								
Extra-curricular activities were inspiring	1	1	1	1	1																																								
Seminars were participatory	1	1	1	1	1																																								
Class tests were effective	1	1	1	1	1																																								
Quality of classes were significant	1	1	1	1	1																																								
Coverage of syllabus was timely	1	1	1	1	1																																								
Scheduled classes were well maintained	1	1	1	1	1																																								

2

History

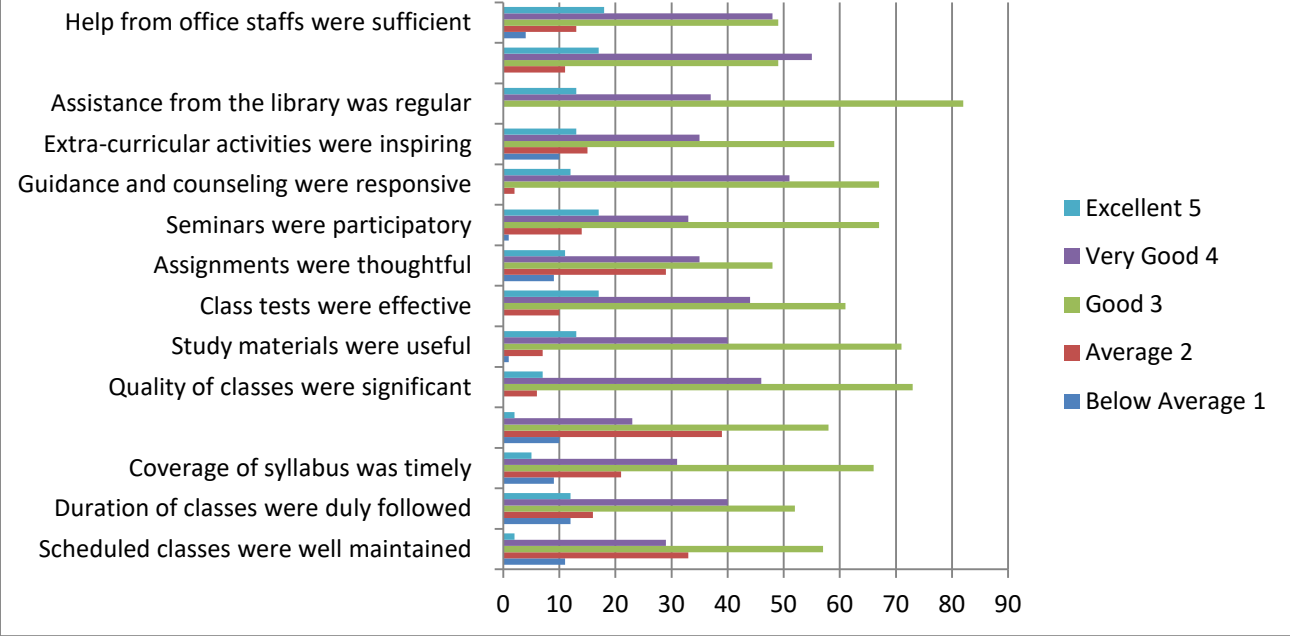


This report presents an analysis of Student feedback collected for the History Department, focusing on 21 responses. The feedback indicates a positive perception of the department's performance, with results ranging from "Average" to "Good."

<p>3</p> <p>Geography</p>	<table border="1"> <caption>Geography Department Feedback Data</caption> <thead> <tr> <th>Category</th> <th>Excellent (5)</th> <th>Very Good (4)</th> <th>Good (3)</th> <th>Average (2)</th> <th>Below Average (1)</th> </tr> </thead> <tbody> <tr> <td>Help from office staffs were sufficient</td> <td>5</td> <td>3</td> <td>3</td> <td>1</td> <td>1</td> </tr> <tr> <td>Assistance from the library was regular</td> <td>6</td> <td>4</td> <td>3</td> <td>1</td> <td>1</td> </tr> <tr> <td>Extra-curricular activities were inspiring</td> <td>5</td> <td>3</td> <td>3</td> <td>2</td> <td>1</td> </tr> <tr> <td>Guidance and counseling were responsive</td> <td>7</td> <td>5</td> <td>3</td> <td>1</td> <td>1</td> </tr> <tr> <td>Seminars were participatory</td> <td>5</td> <td>5</td> <td>3</td> <td>1</td> <td>1</td> </tr> <tr> <td>Assignments were thoughtful</td> <td>5</td> <td>3</td> <td>3</td> <td>1</td> <td>1</td> </tr> <tr> <td>Class tests were effective</td> <td>5</td> <td>5</td> <td>3</td> <td>1</td> <td>1</td> </tr> <tr> <td>Study materials were useful</td> <td>6</td> <td>4</td> <td>3</td> <td>1</td> <td>1</td> </tr> <tr> <td>Quality of classes were significant</td> <td>7</td> <td>6</td> <td>3</td> <td>1</td> <td>1</td> </tr> <tr> <td>Coverage of syllabus was timely</td> <td>5</td> <td>5</td> <td>3</td> <td>2</td> <td>1</td> </tr> <tr> <td>Duration of classes were duly followed</td> <td>5</td> <td>5</td> <td>3</td> <td>2</td> <td>1</td> </tr> <tr> <td>Scheduled classes were well maintained</td> <td>5</td> <td>4</td> <td>3</td> <td>2</td> <td>1</td> </tr> </tbody> </table>	Category	Excellent (5)	Very Good (4)	Good (3)	Average (2)	Below Average (1)	Help from office staffs were sufficient	5	3	3	1	1	Assistance from the library was regular	6	4	3	1	1	Extra-curricular activities were inspiring	5	3	3	2	1	Guidance and counseling were responsive	7	5	3	1	1	Seminars were participatory	5	5	3	1	1	Assignments were thoughtful	5	3	3	1	1	Class tests were effective	5	5	3	1	1	Study materials were useful	6	4	3	1	1	Quality of classes were significant	7	6	3	1	1	Coverage of syllabus was timely	5	5	3	2	1	Duration of classes were duly followed	5	5	3	2	1	Scheduled classes were well maintained	5	4	3	2	1	<p>The feedback received from students for the Geography Department indicates a high level of satisfaction and appreciation for the department's performance. The accolades received for teaching excellence, curriculum relevance, faculty support, and facilities highlight the department's commitment to providing a high-quality educational experience that meets and exceeds students' expectations.</p>
Category	Excellent (5)	Very Good (4)	Good (3)	Average (2)	Below Average (1)																																																																											
Help from office staffs were sufficient	5	3	3	1	1																																																																											
Assistance from the library was regular	6	4	3	1	1																																																																											
Extra-curricular activities were inspiring	5	3	3	2	1																																																																											
Guidance and counseling were responsive	7	5	3	1	1																																																																											
Seminars were participatory	5	5	3	1	1																																																																											
Assignments were thoughtful	5	3	3	1	1																																																																											
Class tests were effective	5	5	3	1	1																																																																											
Study materials were useful	6	4	3	1	1																																																																											
Quality of classes were significant	7	6	3	1	1																																																																											
Coverage of syllabus was timely	5	5	3	2	1																																																																											
Duration of classes were duly followed	5	5	3	2	1																																																																											
Scheduled classes were well maintained	5	4	3	2	1																																																																											
<p>4</p> <p>English</p>	<table border="1"> <caption>English Department Feedback Data</caption> <thead> <tr> <th>Category</th> <th>Excellent (5)</th> <th>Very Good (4)</th> <th>Good (3)</th> <th>Average (2)</th> <th>Below Average (1)</th> </tr> </thead> <tbody> <tr> <td>Extra-curricular activities were inspiring</td> <td>2</td> <td>12</td> <td>16</td> <td>1</td> <td>1</td> </tr> <tr> <td>Seminars were participatory</td> <td>2</td> <td>19</td> <td>14</td> <td>1</td> <td>1</td> </tr> <tr> <td>Class tests were effective</td> <td>2</td> <td>12</td> <td>18</td> <td>1</td> <td>1</td> </tr> <tr> <td>Quality of classes were significant</td> <td>2</td> <td>12</td> <td>16</td> <td>1</td> <td>1</td> </tr> <tr> <td>Coverage of syllabus was timely</td> <td>2</td> <td>12</td> <td>18</td> <td>1</td> <td>1</td> </tr> <tr> <td>Scheduled classes were well maintained</td> <td>2</td> <td>9</td> <td>12</td> <td>1</td> <td>1</td> </tr> </tbody> </table>	Category	Excellent (5)	Very Good (4)	Good (3)	Average (2)	Below Average (1)	Extra-curricular activities were inspiring	2	12	16	1	1	Seminars were participatory	2	19	14	1	1	Class tests were effective	2	12	18	1	1	Quality of classes were significant	2	12	16	1	1	Coverage of syllabus was timely	2	12	18	1	1	Scheduled classes were well maintained	2	9	12	1	1	<p>The feedback received from students for the English Department indicates a high level of satisfaction and appreciation for the department's performance. The accolades received for teaching excellence, curriculum relevance, faculty support, and facilities highlight the department's commitment to providing a high-quality educational experience that meets and exceeds students' expectations.</p>																																				
Category	Excellent (5)	Very Good (4)	Good (3)	Average (2)	Below Average (1)																																																																											
Extra-curricular activities were inspiring	2	12	16	1	1																																																																											
Seminars were participatory	2	19	14	1	1																																																																											
Class tests were effective	2	12	18	1	1																																																																											
Quality of classes were significant	2	12	16	1	1																																																																											
Coverage of syllabus was timely	2	12	18	1	1																																																																											
Scheduled classes were well maintained	2	9	12	1	1																																																																											

5	Commerce	<p>Horizontal bar chart for Commerce department. The x-axis represents the number of responses, ranging from 0 to 3.5. The y-axis lists six categories. The legend indicates the following values for each rating: Excellent (5), Very Good (4), Good (3), Average (2), Below Average (1).</p> <table border="1"> <thead> <tr> <th>Category</th> <th>Excellent (5)</th> <th>Very Good (4)</th> <th>Good (3)</th> <th>Average (2)</th> <th>Below Average (1)</th> </tr> </thead> <tbody> <tr> <td>Extra-curricular activities were inspiring</td> <td>0</td> <td>1</td> <td>1</td> <td>1</td> <td>0</td> </tr> <tr> <td>Seminars were participatory</td> <td>1</td> <td>1</td> <td>1</td> <td>0</td> <td>0</td> </tr> <tr> <td>Class tests were effective</td> <td>0</td> <td>1</td> <td>1</td> <td>0</td> <td>0</td> </tr> <tr> <td>Quality of classes were significant</td> <td>0</td> <td>1</td> <td>1</td> <td>1</td> <td>0</td> </tr> <tr> <td>Coverage of syllabus was timely</td> <td>0</td> <td>1</td> <td>1</td> <td>1</td> <td>0</td> </tr> <tr> <td>Scheduled classes were well maintained</td> <td>0</td> <td>0</td> <td>3</td> <td>0</td> <td>0</td> </tr> </tbody> </table>	Category	Excellent (5)	Very Good (4)	Good (3)	Average (2)	Below Average (1)	Extra-curricular activities were inspiring	0	1	1	1	0	Seminars were participatory	1	1	1	0	0	Class tests were effective	0	1	1	0	0	Quality of classes were significant	0	1	1	1	0	Coverage of syllabus was timely	0	1	1	1	0	Scheduled classes were well maintained	0	0	3	0	0	<p>This report presents an analysis of students' feedback collected for the Commerce Department, focusing on 03 responses. The feedback indicates a positive perception of the department's performance, with results ranging from "Good" to "Very Good" to "Excellent."</p>
Category	Excellent (5)	Very Good (4)	Good (3)	Average (2)	Below Average (1)																																								
Extra-curricular activities were inspiring	0	1	1	1	0																																								
Seminars were participatory	1	1	1	0	0																																								
Class tests were effective	0	1	1	0	0																																								
Quality of classes were significant	0	1	1	1	0																																								
Coverage of syllabus was timely	0	1	1	1	0																																								
Scheduled classes were well maintained	0	0	3	0	0																																								
6	Sanskrit	<p>Horizontal bar chart for Sanskrit department. The x-axis represents the number of responses, ranging from 0 to 8. The y-axis lists six categories. The legend indicates the following values for each rating: Excellent (5), Very Good (4), Good (3), Average (2), Below Average (1).</p> <table border="1"> <thead> <tr> <th>Category</th> <th>Excellent (5)</th> <th>Very Good (4)</th> <th>Good (3)</th> <th>Average (2)</th> <th>Below Average (1)</th> </tr> </thead> <tbody> <tr> <td>Extra-curricular activities were inspiring</td> <td>1</td> <td>1</td> <td>1</td> <td>1</td> <td>0</td> </tr> <tr> <td>Seminars were participatory</td> <td>2</td> <td>2</td> <td>2</td> <td>0</td> <td>0</td> </tr> <tr> <td>Class tests were effective</td> <td>1</td> <td>1</td> <td>1</td> <td>1</td> <td>0</td> </tr> <tr> <td>Quality of classes were significant</td> <td>1</td> <td>1</td> <td>1</td> <td>1</td> <td>0</td> </tr> <tr> <td>Coverage of syllabus was timely</td> <td>1</td> <td>1</td> <td>1</td> <td>1</td> <td>0</td> </tr> <tr> <td>Scheduled classes were well maintained</td> <td>0</td> <td>0</td> <td>0</td> <td>0</td> <td>0</td> </tr> </tbody> </table>	Category	Excellent (5)	Very Good (4)	Good (3)	Average (2)	Below Average (1)	Extra-curricular activities were inspiring	1	1	1	1	0	Seminars were participatory	2	2	2	0	0	Class tests were effective	1	1	1	1	0	Quality of classes were significant	1	1	1	1	0	Coverage of syllabus was timely	1	1	1	1	0	Scheduled classes were well maintained	0	0	0	0	0	<p>This report presents an analysis of student feedback collected for the Sanskrit Department, focusing on 12 responses. The feedback indicates a positive perception of the department's performance, with results ranging from "Good" to "Very Good" to "Excellent."</p>
Category	Excellent (5)	Very Good (4)	Good (3)	Average (2)	Below Average (1)																																								
Extra-curricular activities were inspiring	1	1	1	1	0																																								
Seminars were participatory	2	2	2	0	0																																								
Class tests were effective	1	1	1	1	0																																								
Quality of classes were significant	1	1	1	1	0																																								
Coverage of syllabus was timely	1	1	1	1	0																																								
Scheduled classes were well maintained	0	0	0	0	0																																								

7	Bengali	<table border="1"> <caption>Student Feedback Data for Bengali Department</caption> <thead> <tr> <th>Criteria</th> <th>Excellent (5)</th> <th>Very Good (4)</th> <th>Good (3)</th> <th>Average (2)</th> <th>Below Average (1)</th> </tr> </thead> <tbody> <tr> <td>Help from office staffs were sufficient</td> <td>1</td> <td>22</td> <td>15</td> <td>0</td> <td>2</td> </tr> <tr> <td>Assistance from the library was regular</td> <td>1</td> <td>10</td> <td>35</td> <td>0</td> <td>4</td> </tr> <tr> <td>Extra-curricular activities were inspiring</td> <td>1</td> <td>10</td> <td>30</td> <td>2</td> <td>7</td> </tr> <tr> <td>Guidance and counseling were responsive</td> <td>1</td> <td>15</td> <td>26</td> <td>2</td> <td>6</td> </tr> <tr> <td>Seminars were participatory</td> <td>8</td> <td>15</td> <td>20</td> <td>0</td> <td>7</td> </tr> <tr> <td>Assignments were thoughtful</td> <td>7</td> <td>10</td> <td>14</td> <td>12</td> <td>1</td> </tr> <tr> <td>Class tests were effective</td> <td>8</td> <td>15</td> <td>20</td> <td>0</td> <td>7</td> </tr> <tr> <td>Study materials were useful</td> <td>6</td> <td>13</td> <td>25</td> <td>0</td> <td>6</td> </tr> <tr> <td>Quality of classes were significant</td> <td>1</td> <td>10</td> <td>35</td> <td>2</td> <td>2</td> </tr> <tr> <td>Coverage of syllabus was timely</td> <td>1</td> <td>6</td> <td>18</td> <td>12</td> <td>13</td> </tr> <tr> <td>Duration of classes were duly followed</td> <td>2</td> <td>8</td> <td>16</td> <td>12</td> <td>2</td> </tr> <tr> <td>Scheduled classes were well maintained</td> <td>6</td> <td>7</td> <td>14</td> <td>11</td> <td>2</td> </tr> </tbody> </table>	Criteria	Excellent (5)	Very Good (4)	Good (3)	Average (2)	Below Average (1)	Help from office staffs were sufficient	1	22	15	0	2	Assistance from the library was regular	1	10	35	0	4	Extra-curricular activities were inspiring	1	10	30	2	7	Guidance and counseling were responsive	1	15	26	2	6	Seminars were participatory	8	15	20	0	7	Assignments were thoughtful	7	10	14	12	1	Class tests were effective	8	15	20	0	7	Study materials were useful	6	13	25	0	6	Quality of classes were significant	1	10	35	2	2	Coverage of syllabus was timely	1	6	18	12	13	Duration of classes were duly followed	2	8	16	12	2	Scheduled classes were well maintained	6	7	14	11	2	<p>This report presents an analysis of student feedback collected for the Bengali Department, focusing on 43 responses. The feedback indicates a satisfactory to very good level of satisfaction with the department's performance.</p>						
Criteria	Excellent (5)	Very Good (4)	Good (3)	Average (2)	Below Average (1)																																																																																		
Help from office staffs were sufficient	1	22	15	0	2																																																																																		
Assistance from the library was regular	1	10	35	0	4																																																																																		
Extra-curricular activities were inspiring	1	10	30	2	7																																																																																		
Guidance and counseling were responsive	1	15	26	2	6																																																																																		
Seminars were participatory	8	15	20	0	7																																																																																		
Assignments were thoughtful	7	10	14	12	1																																																																																		
Class tests were effective	8	15	20	0	7																																																																																		
Study materials were useful	6	13	25	0	6																																																																																		
Quality of classes were significant	1	10	35	2	2																																																																																		
Coverage of syllabus was timely	1	6	18	12	13																																																																																		
Duration of classes were duly followed	2	8	16	12	2																																																																																		
Scheduled classes were well maintained	6	7	14	11	2																																																																																		
8	Political Science	<table border="1"> <caption>Student Feedback Data for Political Science Department</caption> <thead> <tr> <th>Criteria</th> <th>Excellent (5)</th> <th>Very Good (4)</th> <th>Good (3)</th> <th>Average (2)</th> <th>Below Average (1)</th> </tr> </thead> <tbody> <tr> <td>Help from office staffs were sufficient</td> <td>1</td> <td>1</td> <td>2</td> <td>1</td> <td>1</td> </tr> <tr> <td>Assistance from the library was regular</td> <td>1</td> <td>3</td> <td>3</td> <td>1</td> <td>1</td> </tr> <tr> <td>Extra-curricular activities were inspiring</td> <td>1</td> <td>1</td> <td>2</td> <td>1</td> <td>1</td> </tr> <tr> <td>Guidance and counseling were responsive</td> <td>1</td> <td>3</td> <td>2</td> <td>1</td> <td>1</td> </tr> <tr> <td>Seminars were participatory</td> <td>1</td> <td>2</td> <td>1</td> <td>1</td> <td>1</td> </tr> <tr> <td>Assignments were thoughtful</td> <td>1</td> <td>3</td> <td>1</td> <td>1</td> <td>1</td> </tr> <tr> <td>Class tests were effective</td> <td>1</td> <td>5</td> <td>1</td> <td>1</td> <td>1</td> </tr> <tr> <td>Study materials were useful</td> <td>1</td> <td>3</td> <td>3</td> <td>1</td> <td>1</td> </tr> <tr> <td>Quality of classes were significant</td> <td>1</td> <td>2</td> <td>4</td> <td>1</td> <td>1</td> </tr> <tr> <td>Use of Teaching Aids and ICT were...</td> <td>1</td> <td>1</td> <td>3</td> <td>1</td> <td>1</td> </tr> <tr> <td>Coverage of syllabus was timely</td> <td>1</td> <td>1</td> <td>3</td> <td>2</td> <td>1</td> </tr> <tr> <td>Duration of classes were duly followed</td> <td>1</td> <td>2</td> <td>3</td> <td>1</td> <td>1</td> </tr> <tr> <td>Scheduled classes were well maintained</td> <td>1</td> <td>2</td> <td>3</td> <td>1</td> <td>1</td> </tr> </tbody> </table>	Criteria	Excellent (5)	Very Good (4)	Good (3)	Average (2)	Below Average (1)	Help from office staffs were sufficient	1	1	2	1	1	Assistance from the library was regular	1	3	3	1	1	Extra-curricular activities were inspiring	1	1	2	1	1	Guidance and counseling were responsive	1	3	2	1	1	Seminars were participatory	1	2	1	1	1	Assignments were thoughtful	1	3	1	1	1	Class tests were effective	1	5	1	1	1	Study materials were useful	1	3	3	1	1	Quality of classes were significant	1	2	4	1	1	Use of Teaching Aids and ICT were...	1	1	3	1	1	Coverage of syllabus was timely	1	1	3	2	1	Duration of classes were duly followed	1	2	3	1	1	Scheduled classes were well maintained	1	2	3	1	1	<p>The feedback received from students for the political Science Department indicates a generally positive perception and satisfaction with the department's performance. While the majority of feedback falls within the "Very Good" and "Satisfactory" categories, there is room for improvement in certain areas to elevate the department's performance further.</p>
Criteria	Excellent (5)	Very Good (4)	Good (3)	Average (2)	Below Average (1)																																																																																		
Help from office staffs were sufficient	1	1	2	1	1																																																																																		
Assistance from the library was regular	1	3	3	1	1																																																																																		
Extra-curricular activities were inspiring	1	1	2	1	1																																																																																		
Guidance and counseling were responsive	1	3	2	1	1																																																																																		
Seminars were participatory	1	2	1	1	1																																																																																		
Assignments were thoughtful	1	3	1	1	1																																																																																		
Class tests were effective	1	5	1	1	1																																																																																		
Study materials were useful	1	3	3	1	1																																																																																		
Quality of classes were significant	1	2	4	1	1																																																																																		
Use of Teaching Aids and ICT were...	1	1	3	1	1																																																																																		
Coverage of syllabus was timely	1	1	3	2	1																																																																																		
Duration of classes were duly followed	1	2	3	1	1																																																																																		
Scheduled classes were well maintained	1	2	3	1	1																																																																																		

9	College Overall		<p>The feedback received from students across various parameters indicates a generally positive perception of the college's performance. While the majority of feedback is positive, there are areas that require attention and improvement to enhance the overall satisfaction levels further.</p>
10	Conclusion	<p>This report offers a comprehensive overview of the student feedback received across different parameters related to the college's performance. It serves as a valuable resource for the college administration, faculty, and stakeholders to understand student perceptions, identify strengths and areas for improvement, and make informed decisions to enhance the overall educational experience and satisfaction levels within the college community.</p>	

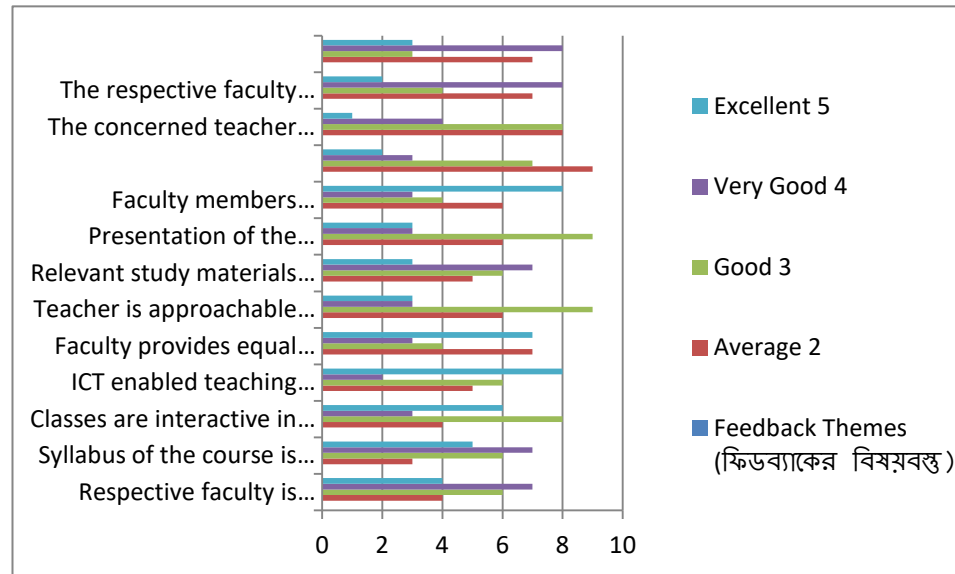
Students Feedback Form for Teachers' Evaluation
Hiralal Bhakat College
Nalhati, Birbhum
Academic Year: 2018-2019

Analyzing student's feedback against specific parameters such as class routine, regularity, library staff cooperation, cleanliness, hygiene, approachability of principal, office staff cooperation, and teacher approachability reflects valuable insights into areas of strength and opportunities for improvement. By adopting a systematic approach to data analysis, our colleges can effectively address students' concerns, enhance the overall educational experience, and build trust within the educational community. Students' feedback analysis of each departments as well as the college has been summarized as below:

Sl. No.	Departments	Feedback Scenarios	Remarks																																																																																				
1	Philosophy (Swapan Saha)	<p>The chart displays the following data for each scenario:</p> <table border="1"> <thead> <tr> <th>Feedback Scenario</th> <th>Below Average 1</th> <th>Average 2</th> <th>Good 3</th> <th>Very Good 4</th> <th>Excellent 5</th> <th>Summation</th> </tr> </thead> <tbody> <tr> <td>The respective faculty takes regular...</td> <td>1</td> <td>1</td> <td>1</td> <td>1</td> <td>1</td> <td>12</td> </tr> <tr> <td>The concerned teacher provides...</td> <td>1</td> <td>1</td> <td>1</td> <td>1</td> <td>1</td> <td>12</td> </tr> <tr> <td>Faculty members facilitate the...</td> <td>1</td> <td>1</td> <td>1</td> <td>1</td> <td>1</td> <td>12</td> </tr> <tr> <td>Presentation of the concerned...</td> <td>1</td> <td>1</td> <td>1</td> <td>1</td> <td>1</td> <td>12</td> </tr> <tr> <td>Relevant study materials are...</td> <td>1</td> <td>1</td> <td>1</td> <td>1</td> <td>1</td> <td>12</td> </tr> <tr> <td>Teacher is approachable for various...</td> <td>1</td> <td>1</td> <td>1</td> <td>1</td> <td>1</td> <td>12</td> </tr> <tr> <td>Faculty provides equal attention to all...</td> <td>1</td> <td>1</td> <td>1</td> <td>1</td> <td>1</td> <td>12</td> </tr> <tr> <td>ICT enabled teaching tools are used...</td> <td>1</td> <td>1</td> <td>1</td> <td>1</td> <td>1</td> <td>12</td> </tr> <tr> <td>Classes are interactive in nature</td> <td>1</td> <td>1</td> <td>1</td> <td>1</td> <td>1</td> <td>12</td> </tr> <tr> <td>Syllabus of the course is completed...</td> <td>1</td> <td>1</td> <td>1</td> <td>1</td> <td>1</td> <td>12</td> </tr> <tr> <td>Respective faculty is regular and...</td> <td>1</td> <td>1</td> <td>1</td> <td>1</td> <td>1</td> <td>12</td> </tr> </tbody> </table>	Feedback Scenario	Below Average 1	Average 2	Good 3	Very Good 4	Excellent 5	Summation	The respective faculty takes regular...	1	1	1	1	1	12	The concerned teacher provides...	1	1	1	1	1	12	Faculty members facilitate the...	1	1	1	1	1	12	Presentation of the concerned...	1	1	1	1	1	12	Relevant study materials are...	1	1	1	1	1	12	Teacher is approachable for various...	1	1	1	1	1	12	Faculty provides equal attention to all...	1	1	1	1	1	12	ICT enabled teaching tools are used...	1	1	1	1	1	12	Classes are interactive in nature	1	1	1	1	1	12	Syllabus of the course is completed...	1	1	1	1	1	12	Respective faculty is regular and...	1	1	1	1	1	12	<p>Students feedback for individual teacher in Philosophy department based on a rating scale ranging from "Below Average" to "Excellent" against specific parameters has been analyzed. Here the overall reflection of the concerned parents indicates a satisfactory level. Some below rating feedbacks are also indicates some weaknesses which must be overcome very soon from our college end.</p>
Feedback Scenario	Below Average 1	Average 2	Good 3	Very Good 4	Excellent 5	Summation																																																																																	
The respective faculty takes regular...	1	1	1	1	1	12																																																																																	
The concerned teacher provides...	1	1	1	1	1	12																																																																																	
Faculty members facilitate the...	1	1	1	1	1	12																																																																																	
Presentation of the concerned...	1	1	1	1	1	12																																																																																	
Relevant study materials are...	1	1	1	1	1	12																																																																																	
Teacher is approachable for various...	1	1	1	1	1	12																																																																																	
Faculty provides equal attention to all...	1	1	1	1	1	12																																																																																	
ICT enabled teaching tools are used...	1	1	1	1	1	12																																																																																	
Classes are interactive in nature	1	1	1	1	1	12																																																																																	
Syllabus of the course is completed...	1	1	1	1	1	12																																																																																	
Respective faculty is regular and...	1	1	1	1	1	12																																																																																	

2

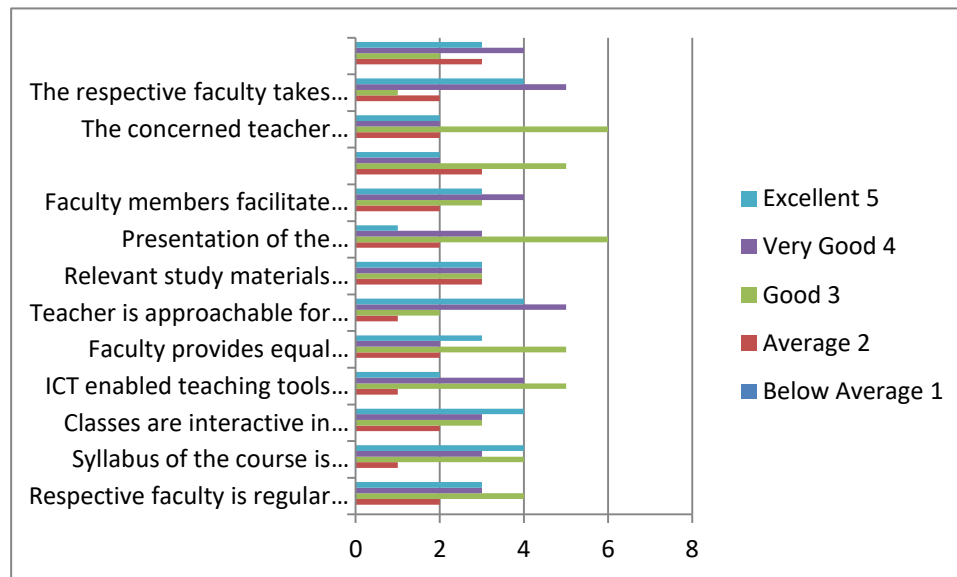
History (Amrita Biswas)



Students feedback for individual teacher in Philosophy department based on a rating scale ranging from "Below Average" to "Excellent" against specific parameters has been analyzed. This report presents an analysis of student feedback collected for the History Department, focusing on 21 responses. The feedback indicates a positive perception of the department's performance, with results ranging from "Good" to "Very Good."

3

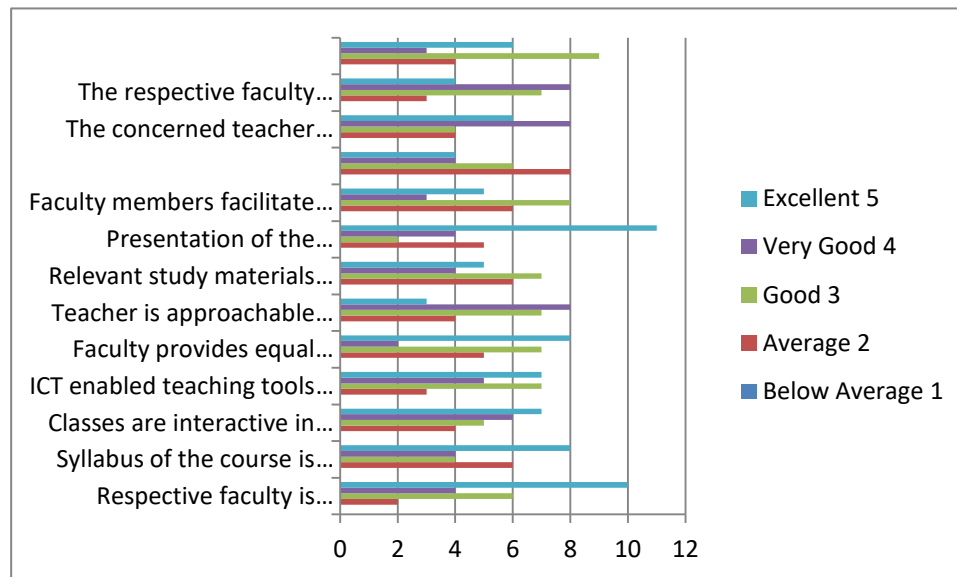
Geography
(Indranil Mondal)



Students feedback for individual teacher in geography department based on a rating scale ranging from "Below Average" to "Excellent" against specific parameters has been analyzed. The feedback received from students for the Geography Department indicates a high level of satisfaction and appreciation for the department's performance. The accolades received for teaching excellence, curriculum relevance, faculty support, and facilities highlight the department's commitment to providing a high-quality educational experience that meets and exceeds parents' expectations.

4

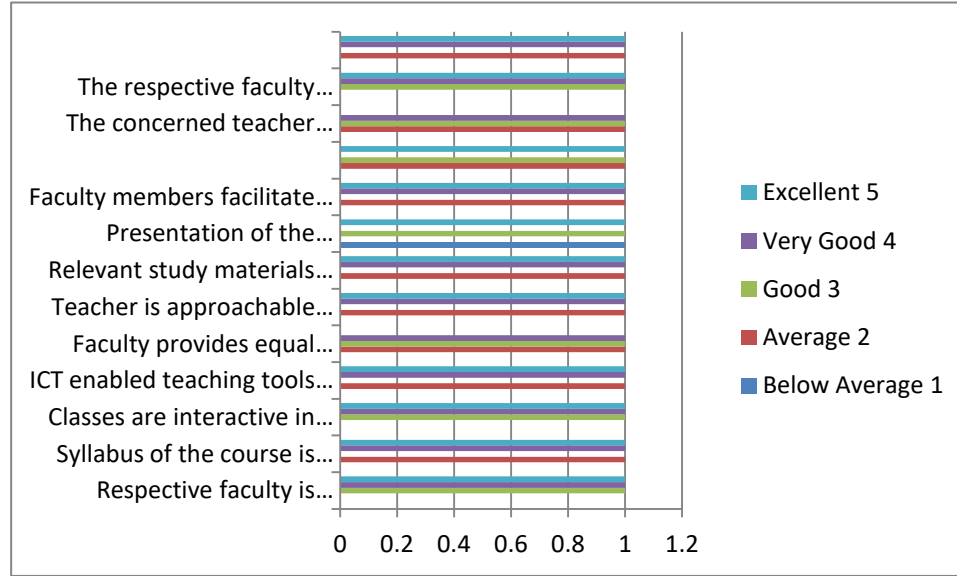
English
(Suddhasattwa
Banerjee)



Students feedback for individual teacher in english department based on a rating scale ranging from "Below Average" to "Excellent" against specific parameters has been analyzed. The feedback received from students for the English Department indicates a high level of satisfaction and appreciation for the department's performance. The accolades received for teaching excellence, curriculum relevance, faculty support, and facilities highlight the department's commitment to providing a high-quality educational experience that meets and exceeds parents' expectations.

5

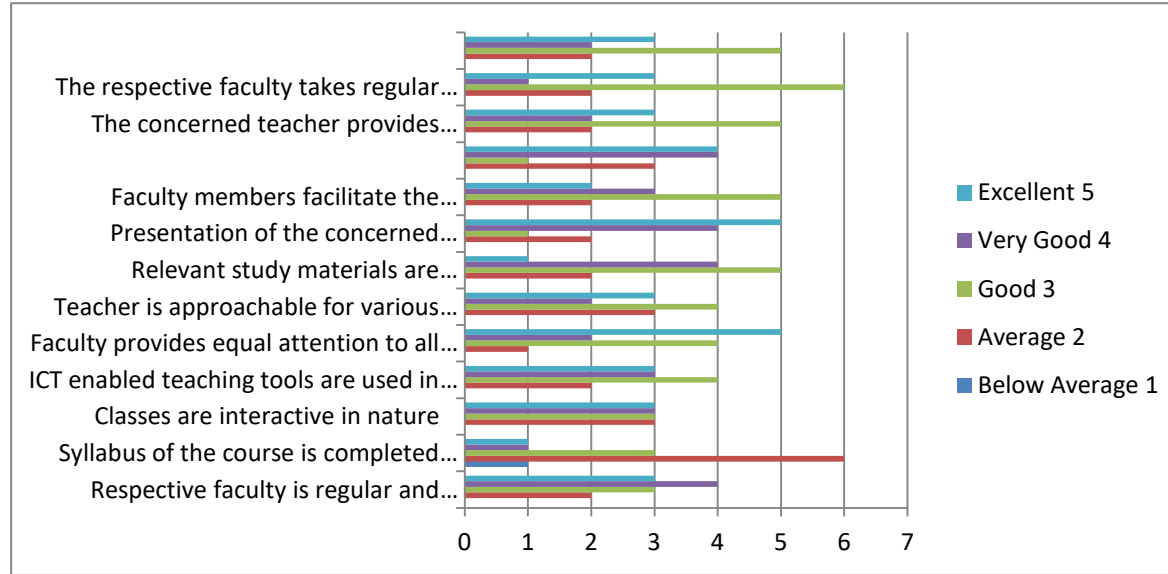
Commerce
(Salil Kumar
Sengupta)



Students feedback for individual teacher in Commerce department based on a rating scale ranging from "Below Average" to "Excellent" against specific parameters has been analyzed. This report students an analysis of parents' feedback collected for the Commerce Department, focusing on 03 responses. The feedback indicates a positive perception of the department's performance, with results ranging from "Good" to "Very Good" to "Excellent."

6

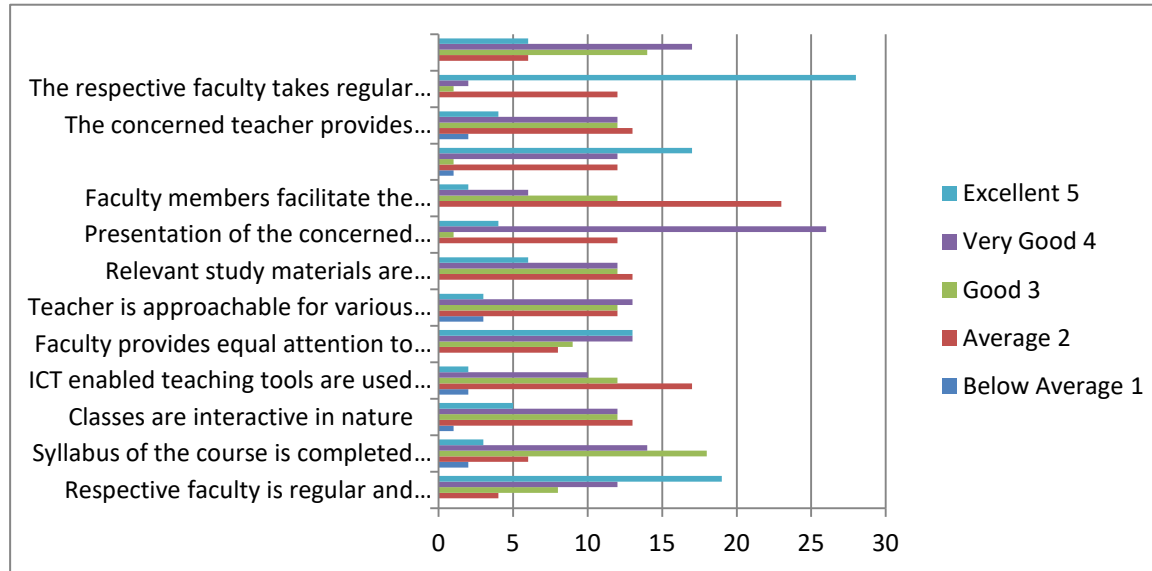
Sanskrit (Ayantika Sarkar)



Students feedback for individual teacher in Sanskrit department based on a rating scale ranging from "Below Average" to "Excellent" against specific parameters has been analyzed. This report students an analysis of parent feedback collected for the Sanskrit Department, focusing on 12 responses. The feedback indicates a positive perception of the department's performance, with results ranging from "Good" to "Very Good" to "Excellent."

7

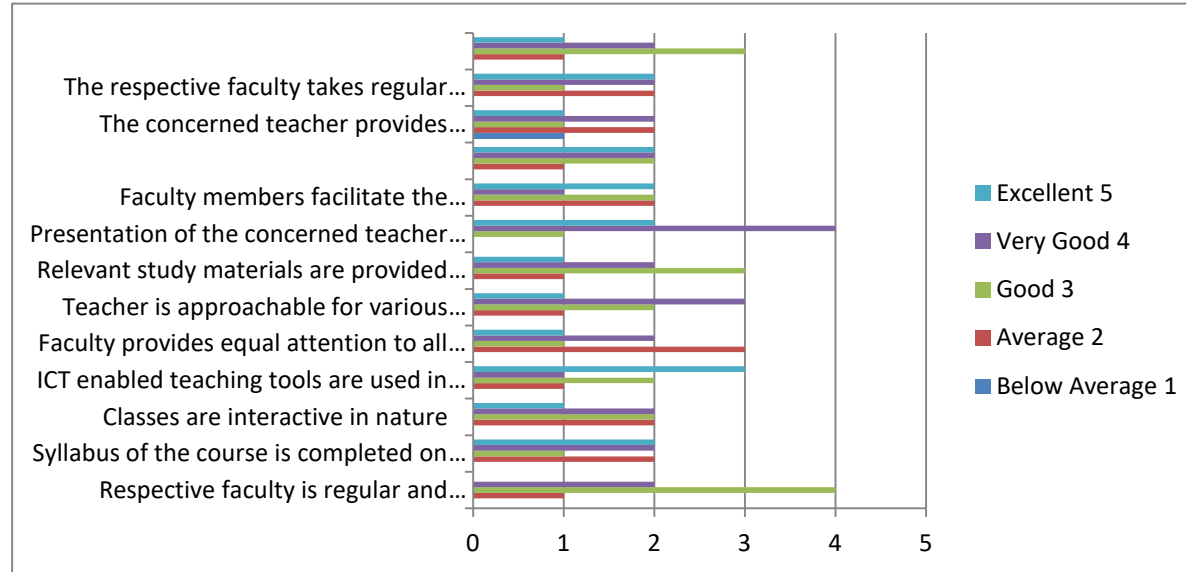
Bengali (Pinki Das)



Students feedback for individual teacher in Bengali department based on a rating scale ranging from "Below Average" to "Excellent" against specific parameters has been analyzed. This report presents an analysis of student feedback collected for the Bengali Department, focusing on 43 responses. The feedback indicates a satisfactory to very good level of satisfaction with the department's performance.

8

Political Science(Syed Manuaruz Zaman)



Students feedback for individual teacher in Political Science department based on a rating scale ranging from "Below Average" to "Excellent" against specific parameters has been analyzed. The feedback received from students for the political Science Department indicates a generally positive perception and satisfaction with the department's performance. While the majority of feedback falls within the "Very Good" and "Good" and "Satisfactory" categories, there is room for improvement in certain areas to elevate the department's performance further.

9	College Overall	<table border="1"> <caption>Student Feedback Data for Political Science Department</caption> <thead> <tr> <th>Parameter</th> <th>Excellent 5</th> <th>Very Good 4</th> <th>Good 3</th> <th>Average 2</th> <th>Below Average 1</th> </tr> </thead> <tbody> <tr> <td>The respective faculty takes regular...</td> <td>25</td> <td>40</td> <td>25</td> <td>25</td> <td>45</td> </tr> <tr> <td>The concerned teacher provides...</td> <td>18</td> <td>35</td> <td>42</td> <td>30</td> <td>2</td> </tr> <tr> <td>Faculty members facilitate the...</td> <td>25</td> <td>38</td> <td>38</td> <td>45</td> <td>2</td> </tr> <tr> <td>Presentation of the concerned...</td> <td>28</td> <td>48</td> <td>28</td> <td>28</td> <td>2</td> </tr> <tr> <td>Relevant study materials are...</td> <td>20</td> <td>38</td> <td>40</td> <td>32</td> <td>2</td> </tr> <tr> <td>Teacher is approachable for various...</td> <td>18</td> <td>40</td> <td>40</td> <td>30</td> <td>2</td> </tr> <tr> <td>Faculty provides equal attention to...</td> <td>38</td> <td>35</td> <td>35</td> <td>30</td> <td>2</td> </tr> <tr> <td>ICT enabled teaching tools are used...</td> <td>28</td> <td>30</td> <td>40</td> <td>30</td> <td>2</td> </tr> <tr> <td>Classes are interactive in nature</td> <td>28</td> <td>35</td> <td>38</td> <td>30</td> <td>2</td> </tr> <tr> <td>Syllabus of the course is completed...</td> <td>25</td> <td>35</td> <td>40</td> <td>28</td> <td>2</td> </tr> </tbody> </table>	Parameter	Excellent 5	Very Good 4	Good 3	Average 2	Below Average 1	The respective faculty takes regular...	25	40	25	25	45	The concerned teacher provides...	18	35	42	30	2	Faculty members facilitate the...	25	38	38	45	2	Presentation of the concerned...	28	48	28	28	2	Relevant study materials are...	20	38	40	32	2	Teacher is approachable for various...	18	40	40	30	2	Faculty provides equal attention to...	38	35	35	30	2	ICT enabled teaching tools are used...	28	30	40	30	2	Classes are interactive in nature	28	35	38	30	2	Syllabus of the course is completed...	25	35	40	28	2	<p>Students feedback for individual teacher in Political Science department based on a rating scale ranging from "Below Average" to "Excellent" against specific parameters has been analyzed. The feedback received from students across various parameters indicates a generally positive perception of the college's performance. While the majority of feedback is positive, there are areas that require attention and improvement to enhance the overall satisfaction levels further.</p>
Parameter	Excellent 5	Very Good 4	Good 3	Average 2	Below Average 1																																																																
The respective faculty takes regular...	25	40	25	25	45																																																																
The concerned teacher provides...	18	35	42	30	2																																																																
Faculty members facilitate the...	25	38	38	45	2																																																																
Presentation of the concerned...	28	48	28	28	2																																																																
Relevant study materials are...	20	38	40	32	2																																																																
Teacher is approachable for various...	18	40	40	30	2																																																																
Faculty provides equal attention to...	38	35	35	30	2																																																																
ICT enabled teaching tools are used...	28	30	40	30	2																																																																
Classes are interactive in nature	28	35	38	30	2																																																																
Syllabus of the course is completed...	25	35	40	28	2																																																																
10	Conclusion	<p>This report offers a comprehensive overview of the parent feedback received across different parameters related to the college's performance. It serves as a valuable resource for the college administration, faculty, and stakeholders to understand parent perceptions, identify strengths and areas for improvement, and make informed decisions to enhance the overall educational experience and satisfaction levels within the college community.</p>																																																																			

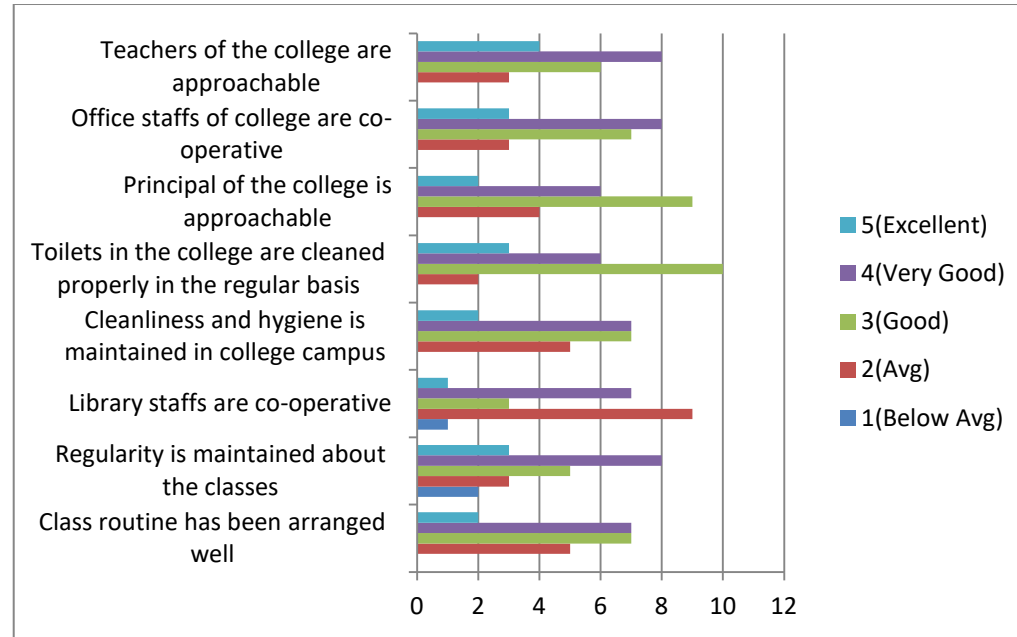
Parents' Feedback Analysis 2018-19
Hiralal Bhakat College
Nalhati, Birbhum

Analyzing parents' feedback against specific parameters such as class routine, regularity, library staff cooperation, cleanliness, hygiene, approachability of principal, office staff cooperation, and teacher approachability reflects valuable insights into areas of strength and opportunities for improvement. By adopting a systematic approach to data analysis, our colleges can effectively address parents' concerns, enhance the overall educational experience, and build trust within the educational community. Parents' feedback analysis of each departments as well as the college has been summarized as below:

Sl. No.	Departments	Feedback Scenarios	Remarks																																																						
1	Philosophy	<table border="1" style="display: none;"> <caption>Data for Feedback Scenarios in Philosophy Department</caption> <thead> <tr> <th>Scenario</th> <th>5 (Excellent)</th> <th>4 (Very Good)</th> <th>3 (Good)</th> <th>2 (Avg)</th> <th>1 (Below Avg)</th> </tr> </thead> <tbody> <tr> <td>Teachers of the college are approachable</td> <td>2</td> <td>5</td> <td>4</td> <td>1</td> <td>0</td> </tr> <tr> <td>Office staffs of college are co-operative</td> <td>2</td> <td>5</td> <td>4</td> <td>1</td> <td>0</td> </tr> <tr> <td>Principal of the college is approachable</td> <td>1</td> <td>4</td> <td>5</td> <td>1</td> <td>0</td> </tr> <tr> <td>Toilets in the college are cleaned properly in the regular basis</td> <td>2</td> <td>3</td> <td>6</td> <td>1</td> <td>0</td> </tr> <tr> <td>Cleanliness and hygiene is maintained in college campus</td> <td>1</td> <td>4</td> <td>6</td> <td>1</td> <td>0</td> </tr> <tr> <td>Library staffs are co-operative</td> <td>0</td> <td>3</td> <td>4</td> <td>5</td> <td>0</td> </tr> <tr> <td>Regularity is maintained about the classes</td> <td>2</td> <td>5</td> <td>3</td> <td>1</td> <td>0</td> </tr> <tr> <td>Class routine has been arranged well</td> <td>1</td> <td>6</td> <td>3</td> <td>2</td> <td>0</td> </tr> </tbody> </table>	Scenario	5 (Excellent)	4 (Very Good)	3 (Good)	2 (Avg)	1 (Below Avg)	Teachers of the college are approachable	2	5	4	1	0	Office staffs of college are co-operative	2	5	4	1	0	Principal of the college is approachable	1	4	5	1	0	Toilets in the college are cleaned properly in the regular basis	2	3	6	1	0	Cleanliness and hygiene is maintained in college campus	1	4	6	1	0	Library staffs are co-operative	0	3	4	5	0	Regularity is maintained about the classes	2	5	3	1	0	Class routine has been arranged well	1	6	3	2	0	<p>Parents' feedback in Philosophy department based on a rating scale ranging from "Below Average" to "Excellent" against specific parameters has been analyzed. Here the overall reflection of the concerned parents indicates a satisfactory level. Some below rating feedbacks are also indicates some weaknesses which must be overcome very soon from our college end.</p>
Scenario	5 (Excellent)	4 (Very Good)	3 (Good)	2 (Avg)	1 (Below Avg)																																																				
Teachers of the college are approachable	2	5	4	1	0																																																				
Office staffs of college are co-operative	2	5	4	1	0																																																				
Principal of the college is approachable	1	4	5	1	0																																																				
Toilets in the college are cleaned properly in the regular basis	2	3	6	1	0																																																				
Cleanliness and hygiene is maintained in college campus	1	4	6	1	0																																																				
Library staffs are co-operative	0	3	4	5	0																																																				
Regularity is maintained about the classes	2	5	3	1	0																																																				
Class routine has been arranged well	1	6	3	2	0																																																				

2

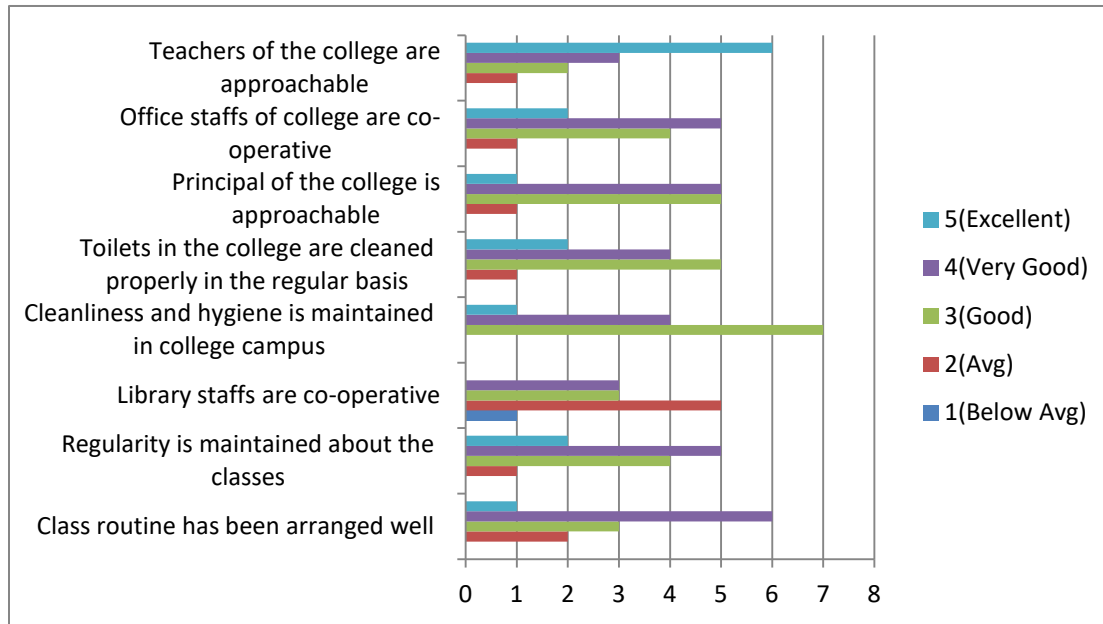
History



This report presents an analysis of parent feedback collected for the History Department, focusing on 21 responses. The feedback indicates a positive perception of the department's performance, with results ranging from "Good" to "Very Good."

3

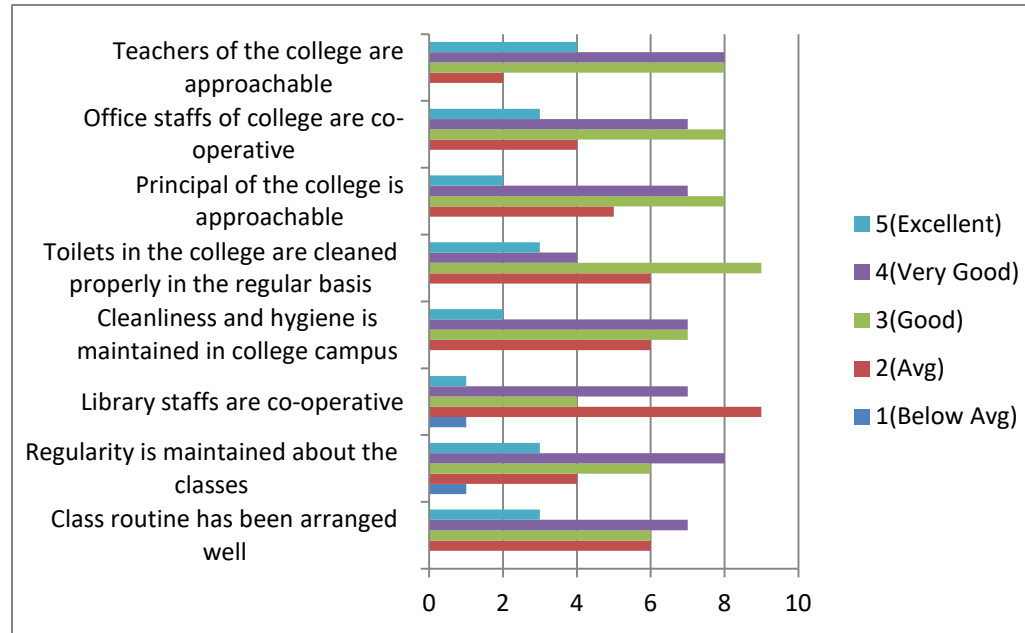
Geography



The feedback received from parents for the Geography Department indicates a high level of satisfaction and appreciation for the department's performance. The accolades received for teaching excellence, curriculum relevance, faculty support, and facilities highlight the department's commitment to providing a high-quality educational experience that meets and exceeds parents' expectations.

4

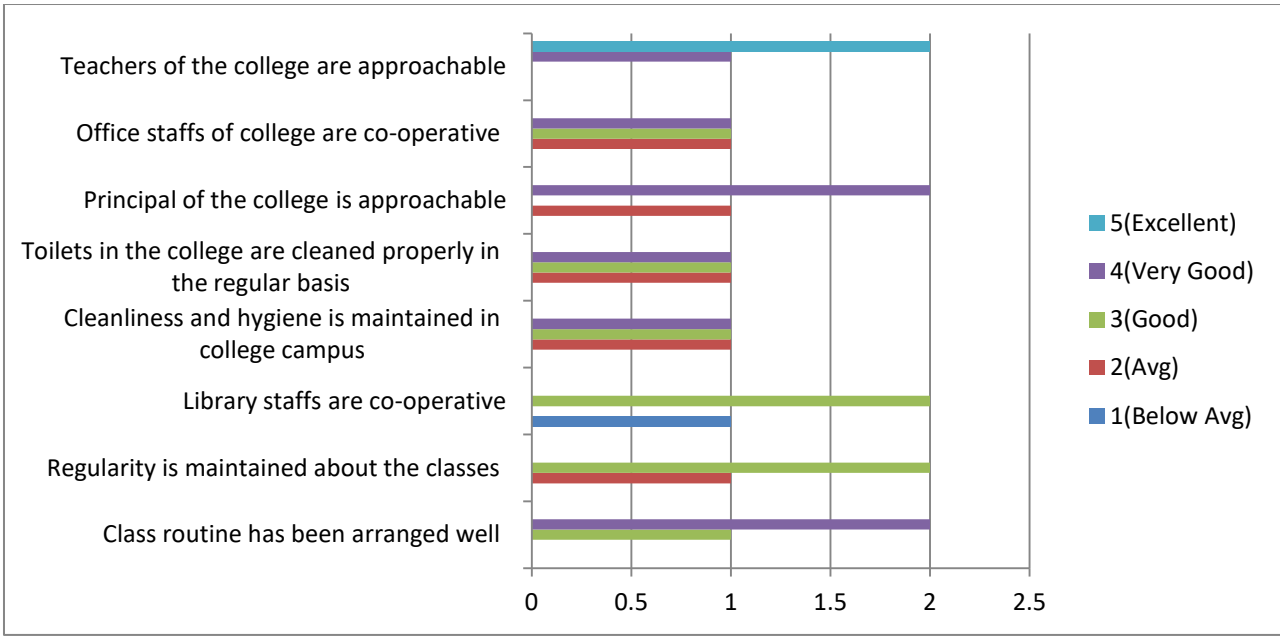
English



The feedback received from parents for the English Department indicates a high level of satisfaction and appreciation for the department's performance. The accolades received for teaching excellence, curriculum relevance, faculty support, and facilities highlight the department's commitment to providing a high-quality educational experience that meets and exceeds parents' expectations.

5

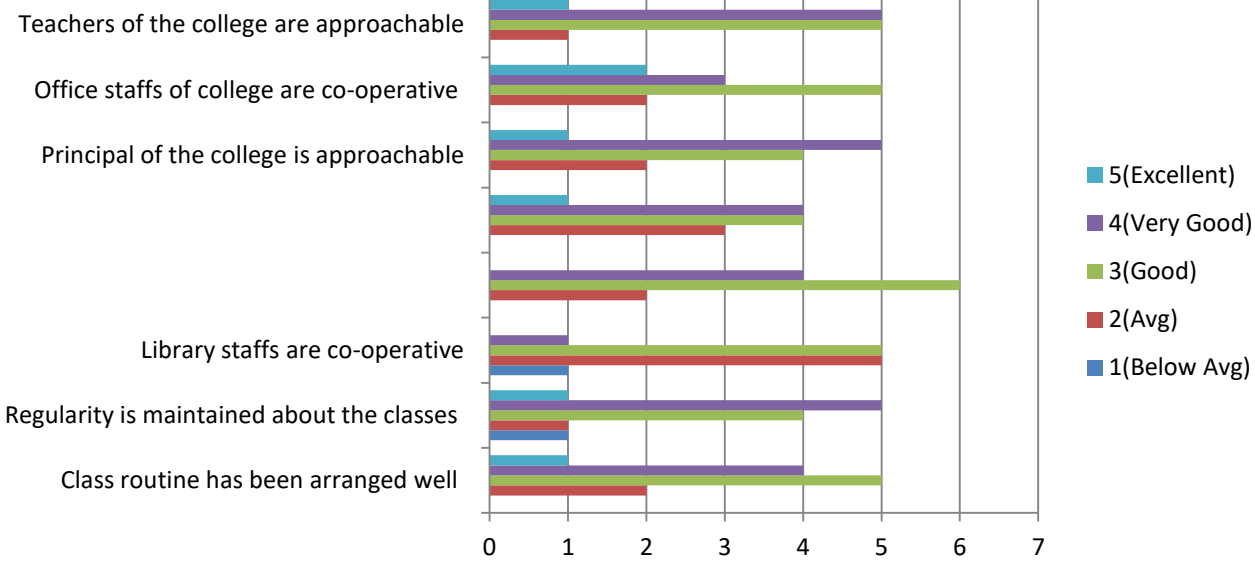
Commerce



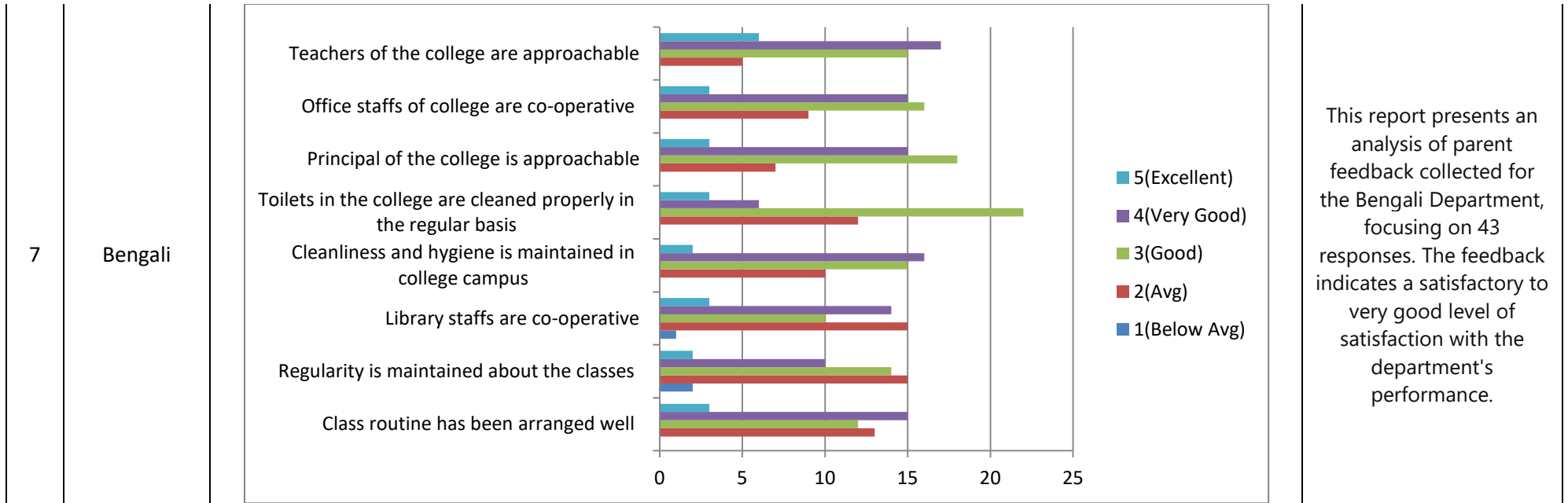
This report presents an analysis of parents' feedback collected for the Commerce Department, focusing on 03 responses. The feedback indicates a positive perception of the department's performance, with results ranging from "Good" to "Very Good" to "Excellent."

6

Sanskrit

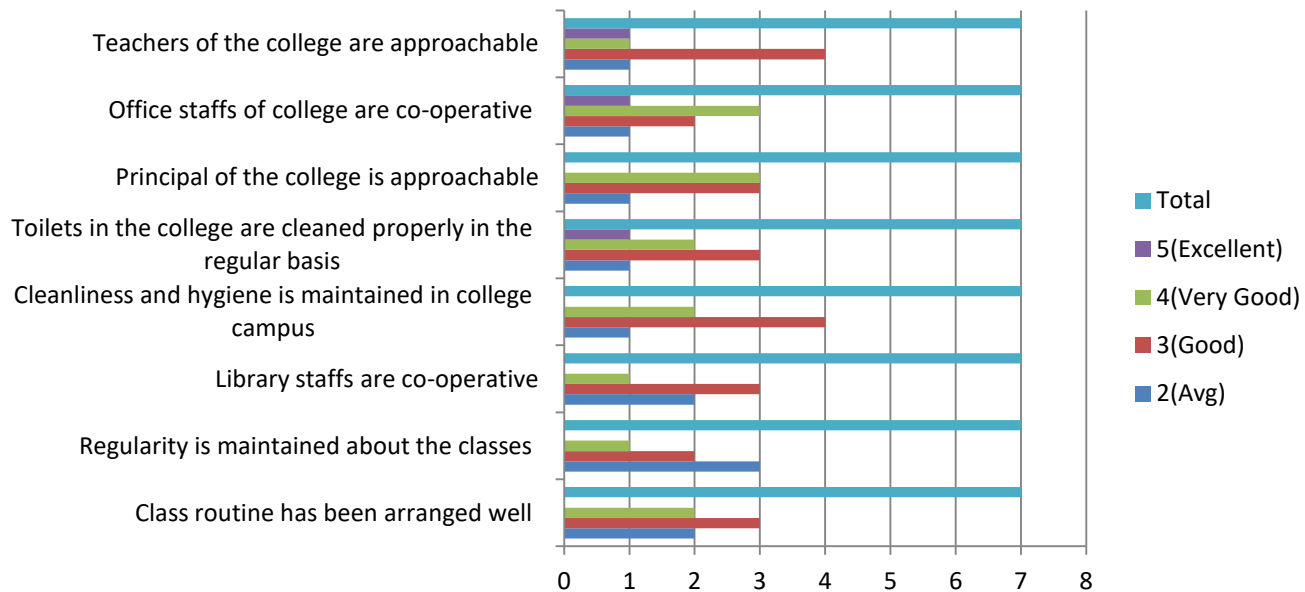


This report presents an analysis of parent feedback collected for the Sanskrit Department, focusing on 12 responses. The feedback indicates a positive perception of the department's performance, with results ranging from "Good" to "Very Good" to "Excellent."



8

Political Science



The feedback received from parents for the political Science Department indicates a generally positive perception and satisfaction with the department's performance. While the majority of feedback falls within the "Very Good" and "Satisfactory" categories, there is room for improvement in certain areas to elevate the department's performance further.

9	College Overall	<table border="1"> <caption>Parent Feedback Data</caption> <thead> <tr> <th>Parameter</th> <th>5 (Excellent)</th> <th>4 (Very Good)</th> <th>3 (Good)</th> <th>2 (Avg)</th> <th>1 (Below Avg)</th> </tr> </thead> <tbody> <tr> <td>Teachers of the college are approachable</td> <td>26</td> <td>48</td> <td>44</td> <td>14</td> <td>0</td> </tr> <tr> <td>Office staffs of college are co-operative</td> <td>16</td> <td>47</td> <td>47</td> <td>22</td> <td>0</td> </tr> <tr> <td>Principal of the college is approachable</td> <td>10</td> <td>47</td> <td>52</td> <td>22</td> <td>1</td> </tr> <tr> <td>Toilets in the college are cleaned properly in the regular basis</td> <td>15</td> <td>30</td> <td>60</td> <td>27</td> <td>0</td> </tr> <tr> <td>Cleanliness and hygiene is maintained in college campus</td> <td>8</td> <td>45</td> <td>53</td> <td>26</td> <td>0</td> </tr> <tr> <td>Library staffs are co-operative</td> <td>5</td> <td>36</td> <td>34</td> <td>50</td> <td>7</td> </tr> <tr> <td>Regularity is maintained about the classes</td> <td>13</td> <td>42</td> <td>40</td> <td>29</td> <td>8</td> </tr> <tr> <td>Class routine has been arranged well</td> <td>11</td> <td>49</td> <td>40</td> <td>32</td> <td>0</td> </tr> </tbody> </table>	Parameter	5 (Excellent)	4 (Very Good)	3 (Good)	2 (Avg)	1 (Below Avg)	Teachers of the college are approachable	26	48	44	14	0	Office staffs of college are co-operative	16	47	47	22	0	Principal of the college is approachable	10	47	52	22	1	Toilets in the college are cleaned properly in the regular basis	15	30	60	27	0	Cleanliness and hygiene is maintained in college campus	8	45	53	26	0	Library staffs are co-operative	5	36	34	50	7	Regularity is maintained about the classes	13	42	40	29	8	Class routine has been arranged well	11	49	40	32	0	<p>The feedback received from parents across various parameters indicates a generally positive perception of the college's performance. While the majority of feedback is positive, there are areas that require attention and improvement to enhance the overall satisfaction levels further.</p>
Parameter	5 (Excellent)	4 (Very Good)	3 (Good)	2 (Avg)	1 (Below Avg)																																																				
Teachers of the college are approachable	26	48	44	14	0																																																				
Office staffs of college are co-operative	16	47	47	22	0																																																				
Principal of the college is approachable	10	47	52	22	1																																																				
Toilets in the college are cleaned properly in the regular basis	15	30	60	27	0																																																				
Cleanliness and hygiene is maintained in college campus	8	45	53	26	0																																																				
Library staffs are co-operative	5	36	34	50	7																																																				
Regularity is maintained about the classes	13	42	40	29	8																																																				
Class routine has been arranged well	11	49	40	32	0																																																				
10	Conclusion	<p>This report offers a comprehensive overview of the parent feedback received across different parameters related to the college's performance. It serves as a valuable resource for the college administration, faculty, and stakeholders to understand parent perceptions, identify strengths and areas for improvement, and make informed decisions to enhance the overall educational experience and satisfaction levels within the college community.</p>																																																							

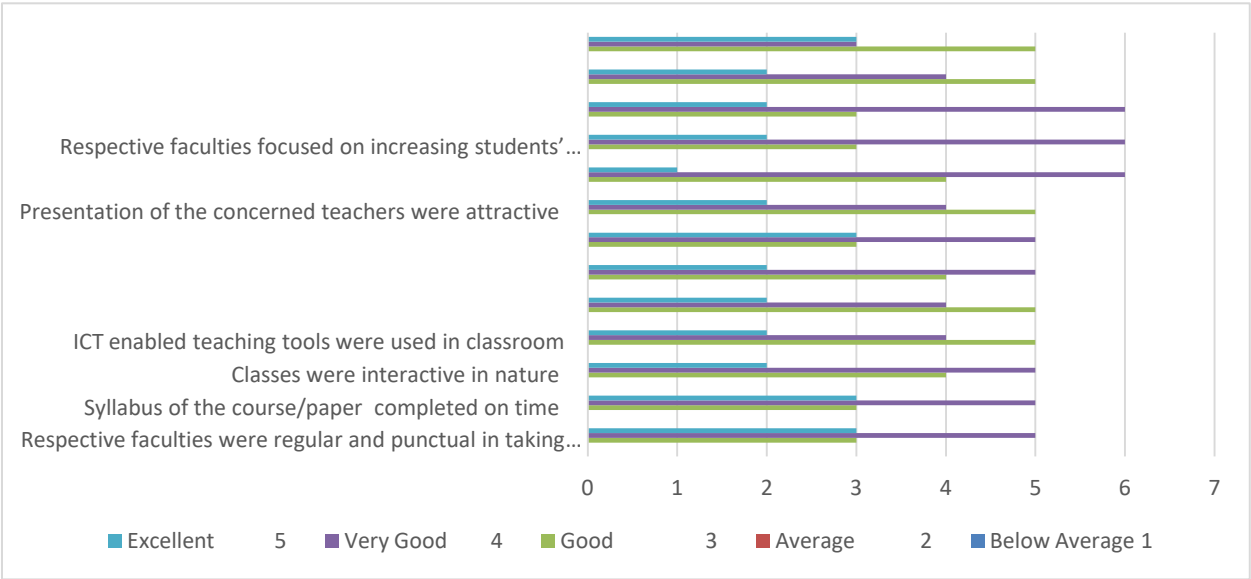
Alumni Feedback Analysis 2018-19
Hiralal Bhakat College
Nalhati, Birbhum

Analyzing Alumni feedback against specific parameters such as class routine, regularity, library staff cooperation, cleanliness, hygiene, approachability of principal, office staff cooperation, and teacher approachability reflects valuable insights into areas of strength and opportunities for improvement. By adopting a systematic approach to data analysis, our colleges can effectively address Alumni concerns, enhance the overall educational experience, and build trust within the educational community. Alumni feedback analysis of each department as well as the college has been summarized as below:

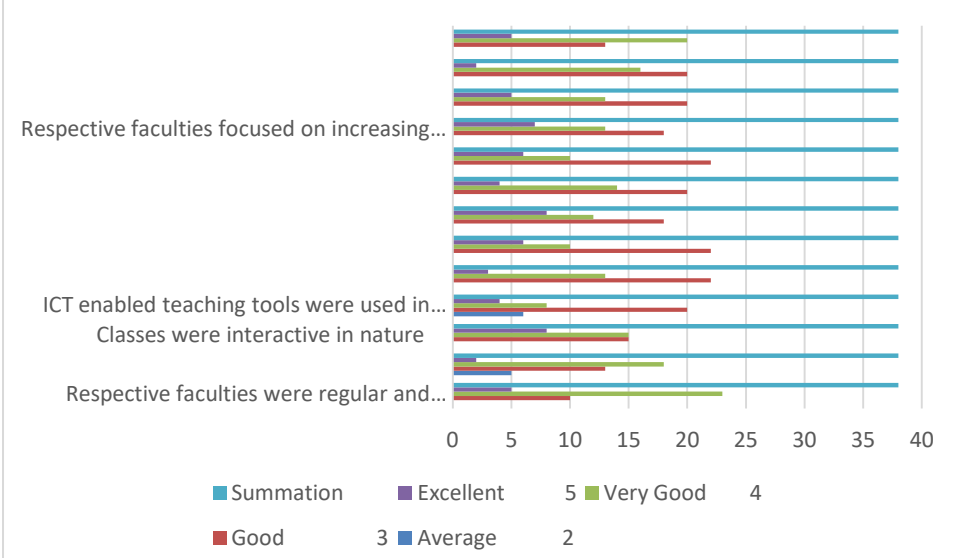
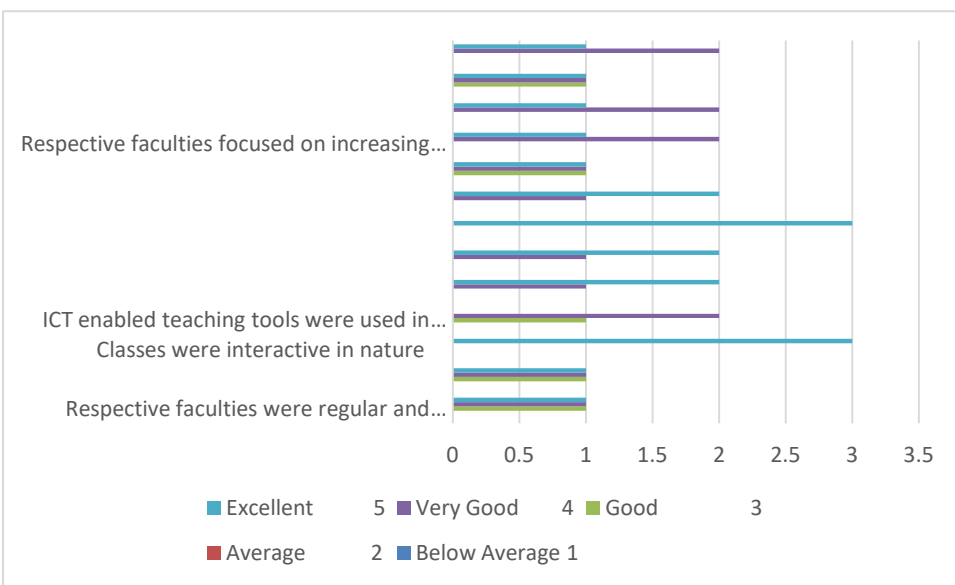
Sl. No.	Departments	Feedback Scenarios	Remarks
1	Philosophy	<p style="text-align: center;">Respective faculties focused on increasing...</p> <p style="text-align: center;">ICT enabled teaching tools were used in classroom</p> <p style="text-align: center;">Classes were interactive in nature</p> <p style="text-align: center;">Syllabus of the course/paper completed on time</p> <p style="text-align: center;">Respective faculties were regular and punctual in...</p> <p style="text-align: center;">0 1 2 3 4 5 6 7 8 9</p> <p style="text-align: center;"> ■ Excellent 5 ■ Very Good 4 ■ Good 3 ■ Average 2 ■ Below Average 1 </p>	<p>Alumni feedback in Philosophy department based on a rating scale ranging from "Below Average" to "Excellent" against specific parameters has been analyzed. Here the overall reflection of the concerned Alumni indicates a satisfactory level. Some below rating feedbacks are also indicates some weaknesses which must be overcome very soon from our college end.</p>

2	History	<p>Respective faculties focused on increasing students'...</p> <p>Presentation of the concerned teachers were attractive</p> <p>Faculties provided equal attention to all students in the class</p> <p>ICT enabled teaching tools were used in classroom</p> <p>Classes were interactive in nature</p> <p>Syllabus of the course/paper completed on time</p> <p>Respective faculties were regular and punctual in taking...</p> <p>0 1 2 3 4 5 6 7 8</p> <p>■ Excellent 5 ■ Very Good 4 ■ Good 3 ■ Average 2 ■ Below Average 1</p>	<p>This report presents an analysis of Alumni feedback collected for the History Department, focusing on 13 responses. The feedback indicates a positive perception of the department's performance, with results ranging from "Good" to "Very Good."</p>
---	---------	--	---

3	Geography	<table border="1"> <caption>Feedback Data for Geography Department</caption> <thead> <tr> <th>Category</th> <th>Excellent (5)</th> <th>Very Good (4)</th> <th>Good (3)</th> <th>Average (2)</th> <th>Below Average (1)</th> </tr> </thead> <tbody> <tr> <td>Respective faculties focused on increasing students'...</td> <td>4</td> <td>4</td> <td>4</td> <td>4</td> <td>4</td> </tr> <tr> <td>Presentation of the concerned teachers were attractive</td> <td>5</td> <td>5</td> <td>3</td> <td>3</td> <td>2</td> </tr> <tr> <td>Faculties provided equal attention to all students in the class</td> <td>5</td> <td>5</td> <td>3</td> <td>3</td> <td>3</td> </tr> <tr> <td>ICT enabled teaching tools were used in classroom</td> <td>6</td> <td>4</td> <td>4</td> <td>1</td> <td>1</td> </tr> <tr> <td>Classes were interactive in nature</td> <td>5</td> <td>4</td> <td>4</td> <td>2</td> <td>2</td> </tr> <tr> <td>Syllabus of the course/paper completed on time</td> <td>5</td> <td>4</td> <td>4</td> <td>2</td> <td>2</td> </tr> <tr> <td>Respective faculties were regular and punctual in taking...</td> <td>4</td> <td>4</td> <td>4</td> <td>4</td> <td>4</td> </tr> </tbody> </table>	Category	Excellent (5)	Very Good (4)	Good (3)	Average (2)	Below Average (1)	Respective faculties focused on increasing students'...	4	4	4	4	4	Presentation of the concerned teachers were attractive	5	5	3	3	2	Faculties provided equal attention to all students in the class	5	5	3	3	3	ICT enabled teaching tools were used in classroom	6	4	4	1	1	Classes were interactive in nature	5	4	4	2	2	Syllabus of the course/paper completed on time	5	4	4	2	2	Respective faculties were regular and punctual in taking...	4	4	4	4	4	<p>The feedback received from Alumni for the Geography Department indicates a high level of satisfaction and appreciation for the department's performance. The accolades received for teaching excellence, curriculum relevance, faculty support, and facilities highlight the department's commitment to providing a high-quality educational experience that meets and exceeds Alumni' expectations.</p>
Category	Excellent (5)	Very Good (4)	Good (3)	Average (2)	Below Average (1)																																														
Respective faculties focused on increasing students'...	4	4	4	4	4																																														
Presentation of the concerned teachers were attractive	5	5	3	3	2																																														
Faculties provided equal attention to all students in the class	5	5	3	3	3																																														
ICT enabled teaching tools were used in classroom	6	4	4	1	1																																														
Classes were interactive in nature	5	4	4	2	2																																														
Syllabus of the course/paper completed on time	5	4	4	2	2																																														
Respective faculties were regular and punctual in taking...	4	4	4	4	4																																														

4	English	 <p>The chart displays the following data points for each category:</p> <table border="1" data-bbox="517 240 1765 821"> <thead> <tr> <th>Category</th> <th>Excellent (5)</th> <th>Very Good (4)</th> <th>Good (3)</th> </tr> </thead> <tbody> <tr> <td>Respective faculties focused on increasing students' ...</td> <td>3</td> <td>6</td> <td>5</td> </tr> <tr> <td>Presentation of the concerned teachers were attractive</td> <td>2</td> <td>6</td> <td>5</td> </tr> <tr> <td>ICT enabled teaching tools were used in classroom</td> <td>2</td> <td>4</td> <td>5</td> </tr> <tr> <td>Classes were interactive in nature</td> <td>2</td> <td>5</td> <td>4</td> </tr> <tr> <td>Syllabus of the course/paper completed on time</td> <td>3</td> <td>5</td> <td>4</td> </tr> <tr> <td>Respective faculties were regular and punctual in taking...</td> <td>3</td> <td>5</td> <td>4</td> </tr> </tbody> </table>	Category	Excellent (5)	Very Good (4)	Good (3)	Respective faculties focused on increasing students' ...	3	6	5	Presentation of the concerned teachers were attractive	2	6	5	ICT enabled teaching tools were used in classroom	2	4	5	Classes were interactive in nature	2	5	4	Syllabus of the course/paper completed on time	3	5	4	Respective faculties were regular and punctual in taking...	3	5	4	<p>The feedback received from Alumni for the English Department indicates a high level of satisfaction and appreciation for the department's performance. The accolades received for teaching excellence, curriculum relevance, faculty support, and facilities highlight the department's commitment to providing a high-quality educational experience that meets and exceeds Alumni expectations.</p>
Category	Excellent (5)	Very Good (4)	Good (3)																												
Respective faculties focused on increasing students' ...	3	6	5																												
Presentation of the concerned teachers were attractive	2	6	5																												
ICT enabled teaching tools were used in classroom	2	4	5																												
Classes were interactive in nature	2	5	4																												
Syllabus of the course/paper completed on time	3	5	4																												
Respective faculties were regular and punctual in taking...	3	5	4																												

5	Commerce	<p>Respective faculties focused on increasing students'...</p> <p>Presentation of the concerned teachers were attractive</p> <p>ICT enabled teaching tools were used in classroom</p> <p>Classes were interactive in nature</p> <p>Syllabus of the course/paper completed on time</p> <p>Respective faculties were regular and punctual in taking...</p> <p>0 0.2 0.4 0.6 0.8 1 1.2</p> <p>■ Excellent 5 ■ Very Good 4 ■ Good 3 ■ Average 2 ■ Below Average 1</p>	<p>This report presents an analysis of Alumni feedback collected for the Commerce Department, focusing on 01 responses. The feedback indicates a positive perception of the department's performance, with results ranging from "Good" to "Very Good" to "Excellent."</p>
6	Sanskrit	<p>Respective faculties focused on increasing students'...</p> <p>Presentation of the concerned teachers were attractive</p> <p>ICT enabled teaching tools were used in classroom</p> <p>Classes were interactive in nature</p> <p>Syllabus of the course/paper completed on time</p> <p>Respective faculties were regular and punctual in taking...</p> <p>0 1 2 3 4 5 6 7 8</p> <p>■ Excellent 5 ■ Very Good 4 ■ Good 3 ■ Average 2 ■ Below Average 1</p>	<p>This report presents an analysis of Alumni feedback collected for the Sanskrit Department, focusing on 13 responses. The feedback indicates a positive perception of the department's performance, with results ranging from "Good" to "Very Good" to "Excellent."</p>

7	Bengali	 <p>Respective faculties focused on increasing...</p> <p>ICT enabled teaching tools were used in... Classes were interactive in nature</p> <p>Respective faculties were regular and...</p> <p>0 5 10 15 20 25 30 35 40</p> <p>Summation Excellent 5 Very Good 4 Good 3 Average 2</p>		<p>This report presents an analysis of Alumni feedback collected for the Bengali Department, focusing on 38 responses. The feedback indicates a satisfactory to very good level of satisfaction with the department's performance.</p>
8	Political Science	 <p>Respective faculties focused on increasing...</p> <p>ICT enabled teaching tools were used in... Classes were interactive in nature</p> <p>Respective faculties were regular and...</p> <p>0 0.5 1 1.5 2 2.5 3 3.5</p> <p>Excellent 5 Very Good 4 Good 3 Average 2 Below Average 1</p>		<p>The feedback received from Alumni for the political Science Department indicates a generally positive perception and satisfaction with the department's performance. While the majority of feedback falls within the "Very Good" and "Satisfactory" categories, there is room for improvement in certain areas to elevate the department's performance further.</p>

9	College Overall	<p>The chart displays the following data (approximate values):</p> <table border="1"> <thead> <tr> <th>Parameter</th> <th>Excellent (5)</th> <th>Very Good (4)</th> <th>Good (3)</th> <th>Average (2)</th> <th>Below Average (1)</th> </tr> </thead> <tbody> <tr> <td>Respective faculties focused on increasing students'...</td> <td>15</td> <td>45</td> <td>38</td> <td>5</td> <td>2</td> </tr> <tr> <td>ICT enabled teaching tools were used in classroom</td> <td>15</td> <td>35</td> <td>48</td> <td>5</td> <td>2</td> </tr> <tr> <td>Classes were interactive in nature</td> <td>23</td> <td>35</td> <td>37</td> <td>5</td> <td>2</td> </tr> <tr> <td>Syllabus of the course/paper completed on time</td> <td>16</td> <td>48</td> <td>30</td> <td>8</td> <td>2</td> </tr> <tr> <td>Respective faculties were regular and punctual in...</td> <td>21</td> <td>50</td> <td>28</td> <td>3</td> <td>2</td> </tr> </tbody> </table>	Parameter	Excellent (5)	Very Good (4)	Good (3)	Average (2)	Below Average (1)	Respective faculties focused on increasing students'...	15	45	38	5	2	ICT enabled teaching tools were used in classroom	15	35	48	5	2	Classes were interactive in nature	23	35	37	5	2	Syllabus of the course/paper completed on time	16	48	30	8	2	Respective faculties were regular and punctual in...	21	50	28	3	2	<p>The feedback received from Alumni across various parameters indicates a generally positive perception of the college's performance. While the majority of feedback is positive, there are areas that require attention and improvement to enhance the overall satisfaction levels further.</p>
Parameter	Excellent (5)	Very Good (4)	Good (3)	Average (2)	Below Average (1)																																		
Respective faculties focused on increasing students'...	15	45	38	5	2																																		
ICT enabled teaching tools were used in classroom	15	35	48	5	2																																		
Classes were interactive in nature	23	35	37	5	2																																		
Syllabus of the course/paper completed on time	16	48	30	8	2																																		
Respective faculties were regular and punctual in...	21	50	28	3	2																																		
10	Conclusion	<p>This report offers a comprehensive overview of the parent feedback received across different parameters related to the college's performance. It serves as a valuable resource for the college administration, faculty, and stakeholders to understand parent perceptions, identify strengths and areas for improvement, and make informed decisions to enhance the overall educational experience and satisfaction levels within the college community.</p>																																					

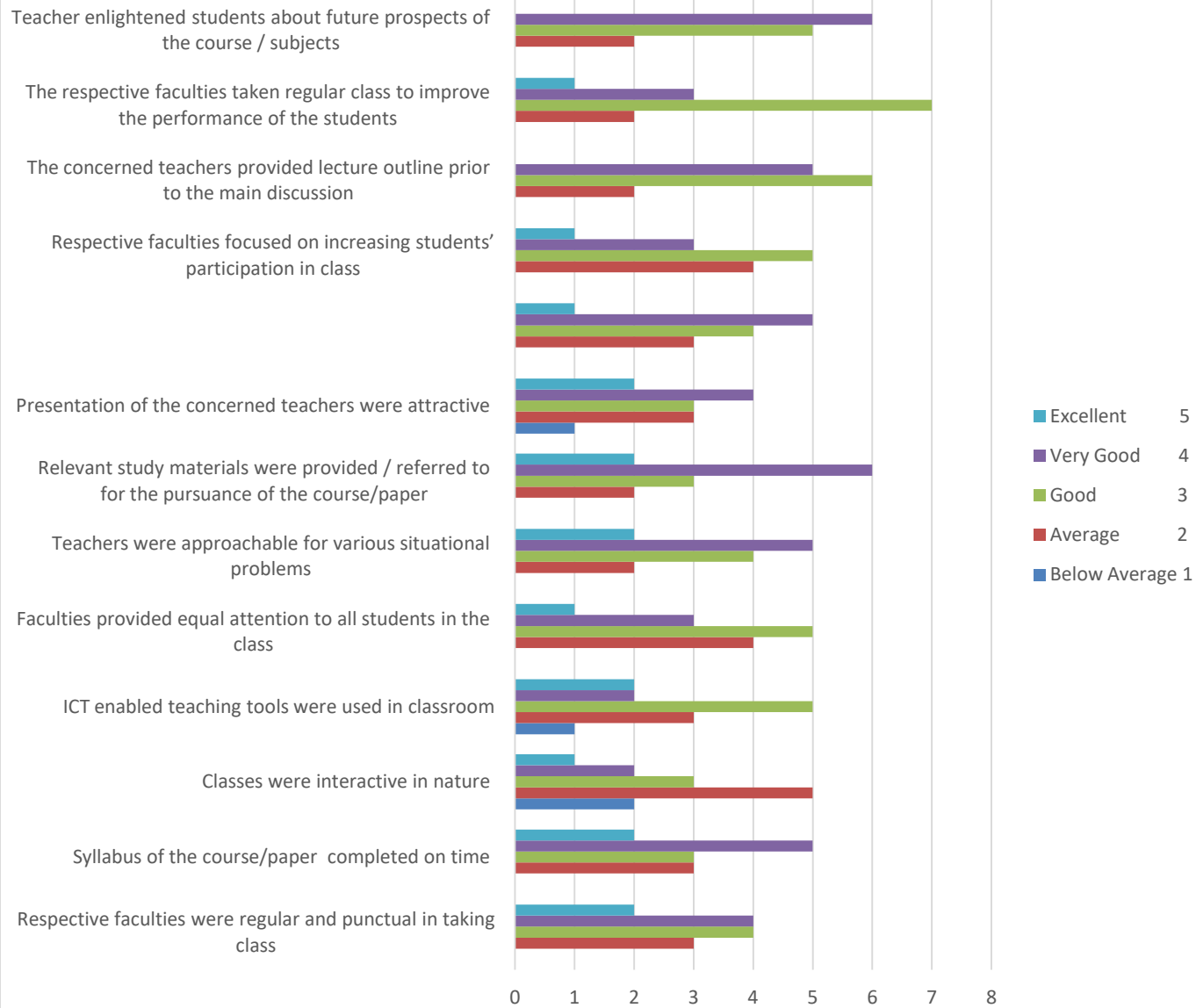
Alumni Feedback Analysis 2018-19
Hiralal Bhakat College
Nalhati, Birbhum

Analyzing Alumni feedback against specific parameters such as class routine, regularity, library staff cooperation, cleanliness, hygiene, approachability of principal, office staff cooperation, and teacher approachability reflects valuable insights into areas of strength and opportunities for improvement. By adopting a systematic approach to data analysis, our colleges can effectively address Alumni concerns, enhance the overall educational experience, and build trust within the educational community. Alumni feedback analysis of each department as well as the college has been summarized as below:

Sl. No.	Departments	Feedback Scenarios	Remarks																																																																														
1	Philosophy	<table border="1"> <caption>Feedback Scenarios Data</caption> <thead> <tr> <th>Scenario</th> <th>Excellent (5)</th> <th>Very Good (4)</th> <th>Good (3)</th> <th>Average (2)</th> <th>Below Average (1)</th> </tr> </thead> <tbody> <tr> <td>Teacher enlightened students about future prospects of the course / subjects</td> <td>1</td> <td>4</td> <td>5</td> <td>2</td> <td>0</td> </tr> <tr> <td>The respective faculties taken regular class to improve the performance of the students</td> <td>1</td> <td>4</td> <td>7</td> <td>0</td> <td>0</td> </tr> <tr> <td>The concerned teachers provided lecture outline prior to the main discussion</td> <td>2</td> <td>4</td> <td>6</td> <td>0</td> <td>0</td> </tr> <tr> <td>Respective faculties focused on increasing students' participation in class</td> <td>2</td> <td>3</td> <td>6</td> <td>1</td> <td>0</td> </tr> <tr> <td>Presentation of the concerned teachers were attractive</td> <td>1</td> <td>3</td> <td>8</td> <td>0</td> <td>0</td> </tr> <tr> <td>Relevant study materials were provided / referred to for the pursuance of the course/paper</td> <td>1</td> <td>4</td> <td>5</td> <td>2</td> <td>0</td> </tr> <tr> <td>Teachers were approachable for various situational problems</td> <td>2</td> <td>3</td> <td>6</td> <td>1</td> <td>0</td> </tr> <tr> <td>Faculties provided equal attention to all students in the class</td> <td>2</td> <td>2</td> <td>8</td> <td>0</td> <td>0</td> </tr> <tr> <td>ICT enabled teaching tools were used in classroom</td> <td>2</td> <td>4</td> <td>5</td> <td>1</td> <td>0</td> </tr> <tr> <td>Classes were interactive in nature</td> <td>2</td> <td>3</td> <td>7</td> <td>0</td> <td>0</td> </tr> <tr> <td>Syllabus of the course/paper completed on time</td> <td>1</td> <td>7</td> <td>4</td> <td>0</td> <td>0</td> </tr> <tr> <td>Respective faculties were regular and punctual in taking class</td> <td>2</td> <td>6</td> <td>4</td> <td>0</td> <td>0</td> </tr> </tbody> </table>	Scenario	Excellent (5)	Very Good (4)	Good (3)	Average (2)	Below Average (1)	Teacher enlightened students about future prospects of the course / subjects	1	4	5	2	0	The respective faculties taken regular class to improve the performance of the students	1	4	7	0	0	The concerned teachers provided lecture outline prior to the main discussion	2	4	6	0	0	Respective faculties focused on increasing students' participation in class	2	3	6	1	0	Presentation of the concerned teachers were attractive	1	3	8	0	0	Relevant study materials were provided / referred to for the pursuance of the course/paper	1	4	5	2	0	Teachers were approachable for various situational problems	2	3	6	1	0	Faculties provided equal attention to all students in the class	2	2	8	0	0	ICT enabled teaching tools were used in classroom	2	4	5	1	0	Classes were interactive in nature	2	3	7	0	0	Syllabus of the course/paper completed on time	1	7	4	0	0	Respective faculties were regular and punctual in taking class	2	6	4	0	0	<p>Alumni feedback in Philosophy department based on a rating scale ranging from "Below Average" to "Excellent" against specific parameters has been analyzed. Here the overall reflection of the concerned Alumni indicates a satisfactory level. Some below rating feedbacks are also indicates some weaknesses which must be overcome very soon from our college end.</p>
Scenario	Excellent (5)	Very Good (4)	Good (3)	Average (2)	Below Average (1)																																																																												
Teacher enlightened students about future prospects of the course / subjects	1	4	5	2	0																																																																												
The respective faculties taken regular class to improve the performance of the students	1	4	7	0	0																																																																												
The concerned teachers provided lecture outline prior to the main discussion	2	4	6	0	0																																																																												
Respective faculties focused on increasing students' participation in class	2	3	6	1	0																																																																												
Presentation of the concerned teachers were attractive	1	3	8	0	0																																																																												
Relevant study materials were provided / referred to for the pursuance of the course/paper	1	4	5	2	0																																																																												
Teachers were approachable for various situational problems	2	3	6	1	0																																																																												
Faculties provided equal attention to all students in the class	2	2	8	0	0																																																																												
ICT enabled teaching tools were used in classroom	2	4	5	1	0																																																																												
Classes were interactive in nature	2	3	7	0	0																																																																												
Syllabus of the course/paper completed on time	1	7	4	0	0																																																																												
Respective faculties were regular and punctual in taking class	2	6	4	0	0																																																																												

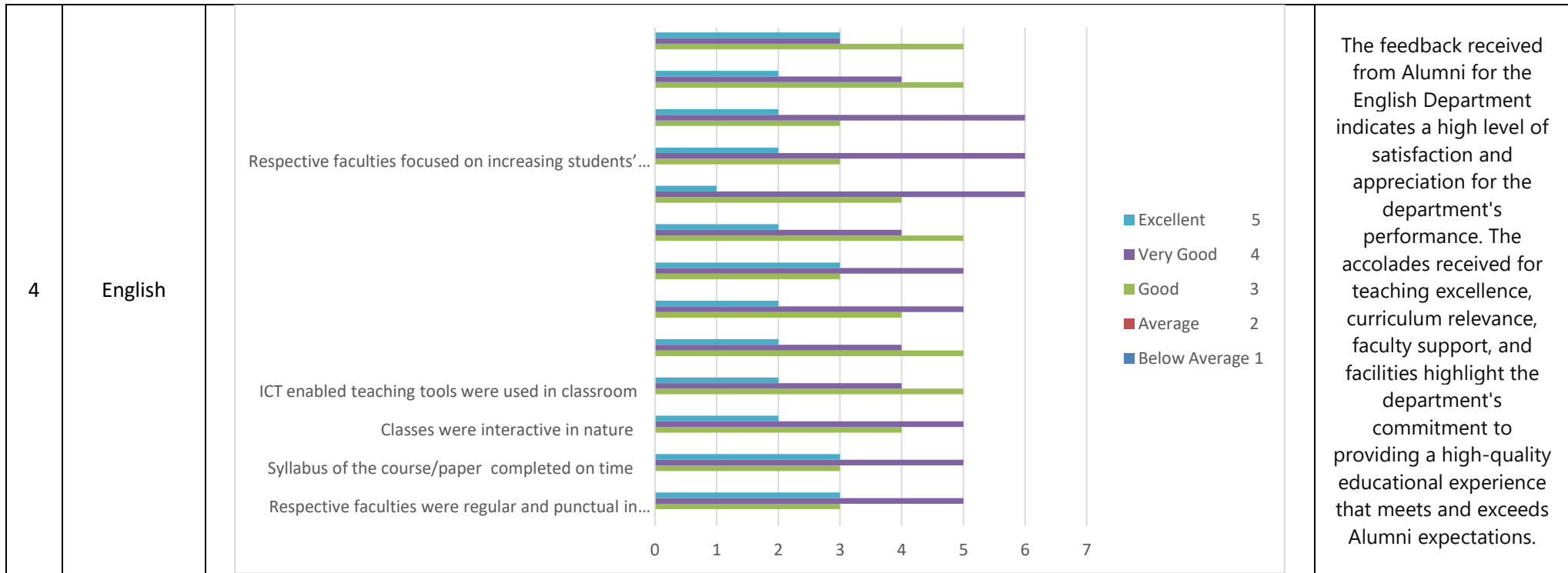
2

History



This report presents an analysis of Alumni feedback collected for the History Department, focusing on 13 responses. The feedback indicates a positive perception of the department's performance, with results ranging from "Good" to "Very Good."

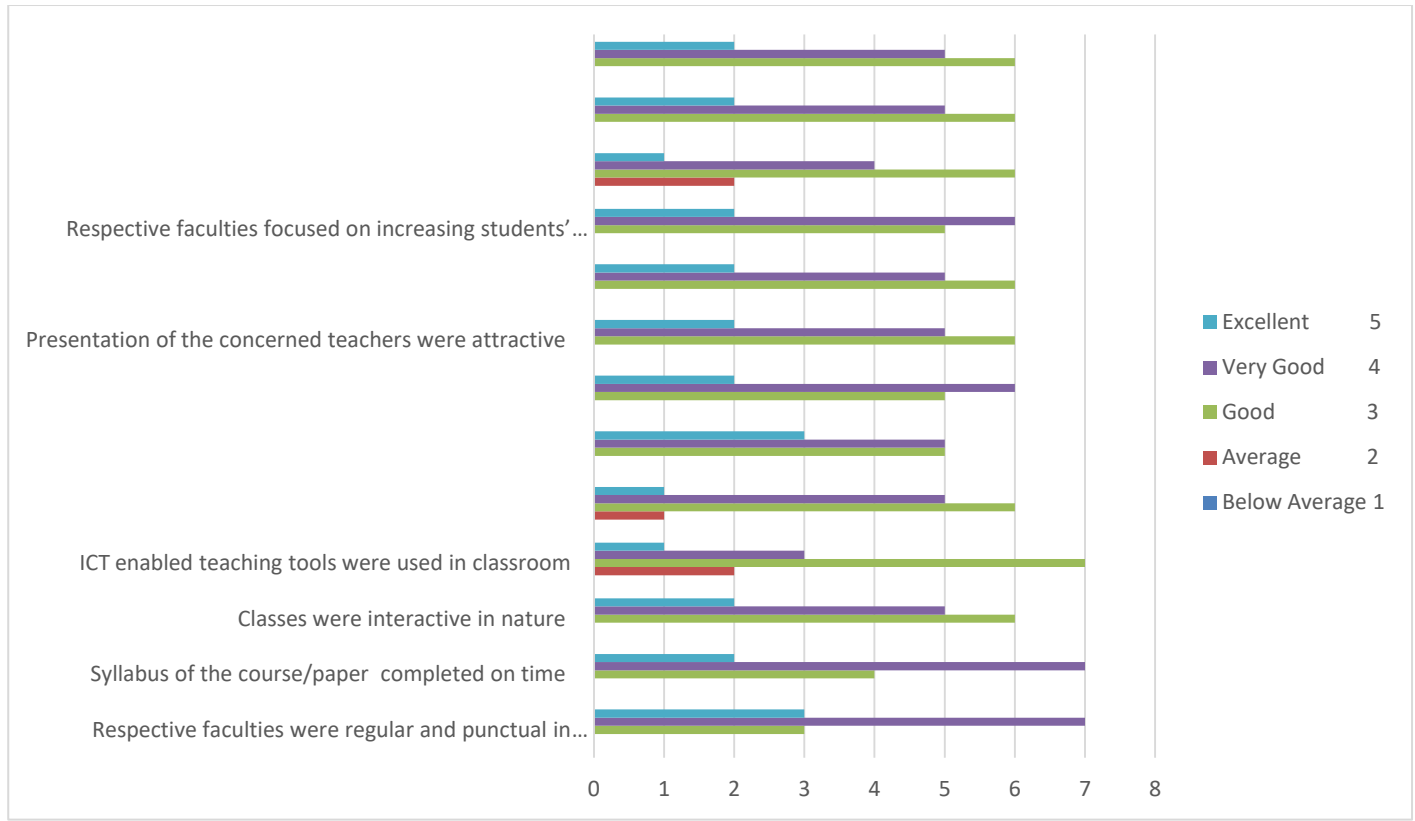
3	Geography	<table border="1"> <thead> <tr> <th>Criteria</th> <th>Excellent (5)</th> <th>Very Good (4)</th> <th>Good (3)</th> <th>Average (2)</th> <th>Below Average (1)</th> </tr> </thead> <tbody> <tr> <td>Teacher enlightened students about future prospects of the course / subjects</td> <td>3</td> <td>4</td> <td>4</td> <td>0</td> <td>0</td> </tr> <tr> <td>The respective faculties taken regular class to improve the performance of the students</td> <td>3</td> <td>3</td> <td>5</td> <td>0</td> <td>0</td> </tr> <tr> <td>The concerned teachers provided lecture outline prior to the main discussion</td> <td>3</td> <td>4</td> <td>4</td> <td>0</td> <td>0</td> </tr> <tr> <td>Respective faculties focused on increasing students' participation in class</td> <td>3</td> <td>4</td> <td>4</td> <td>0</td> <td>0</td> </tr> <tr> <td>Presentation of the concerned teachers were attractive</td> <td>3</td> <td>5</td> <td>3</td> <td>0</td> <td>0</td> </tr> <tr> <td>Relevant study materials were provided / referred to for the pursuance of the course/paper</td> <td>7</td> <td>2</td> <td>2</td> <td>0</td> <td>0</td> </tr> <tr> <td>Teachers were approachable for various situational problems</td> <td>3</td> <td>5</td> <td>3</td> <td>0</td> <td>0</td> </tr> <tr> <td>Faculties provided equal attention to all students in the class</td> <td>3</td> <td>5</td> <td>3</td> <td>0</td> <td>0</td> </tr> <tr> <td>ICT enabled teaching tools were used in classroom</td> <td>6</td> <td>4</td> <td>1</td> <td>0</td> <td>0</td> </tr> <tr> <td>Classes were interactive in nature</td> <td>5</td> <td>4</td> <td>2</td> <td>0</td> <td>0</td> </tr> <tr> <td>Syllabus of the course/paper completed on time</td> <td>4</td> <td>5</td> <td>2</td> <td>0</td> <td>0</td> </tr> <tr> <td>Respective faculties were regular and punctual in taking class</td> <td>4</td> <td>4</td> <td>3</td> <td>0</td> <td>0</td> </tr> </tbody> </table>	Criteria	Excellent (5)	Very Good (4)	Good (3)	Average (2)	Below Average (1)	Teacher enlightened students about future prospects of the course / subjects	3	4	4	0	0	The respective faculties taken regular class to improve the performance of the students	3	3	5	0	0	The concerned teachers provided lecture outline prior to the main discussion	3	4	4	0	0	Respective faculties focused on increasing students' participation in class	3	4	4	0	0	Presentation of the concerned teachers were attractive	3	5	3	0	0	Relevant study materials were provided / referred to for the pursuance of the course/paper	7	2	2	0	0	Teachers were approachable for various situational problems	3	5	3	0	0	Faculties provided equal attention to all students in the class	3	5	3	0	0	ICT enabled teaching tools were used in classroom	6	4	1	0	0	Classes were interactive in nature	5	4	2	0	0	Syllabus of the course/paper completed on time	4	5	2	0	0	Respective faculties were regular and punctual in taking class	4	4	3	0	0	<p>The feedback received from Alumni for the Geography Department indicates a high level of satisfaction and appreciation for the department's performance. The accolades received for teaching excellence, curriculum relevance, faculty support, and facilities highlight the department's commitment to providing a high-quality educational experience that meets and exceeds Alumni' expectations.</p>
Criteria	Excellent (5)	Very Good (4)	Good (3)	Average (2)	Below Average (1)																																																																												
Teacher enlightened students about future prospects of the course / subjects	3	4	4	0	0																																																																												
The respective faculties taken regular class to improve the performance of the students	3	3	5	0	0																																																																												
The concerned teachers provided lecture outline prior to the main discussion	3	4	4	0	0																																																																												
Respective faculties focused on increasing students' participation in class	3	4	4	0	0																																																																												
Presentation of the concerned teachers were attractive	3	5	3	0	0																																																																												
Relevant study materials were provided / referred to for the pursuance of the course/paper	7	2	2	0	0																																																																												
Teachers were approachable for various situational problems	3	5	3	0	0																																																																												
Faculties provided equal attention to all students in the class	3	5	3	0	0																																																																												
ICT enabled teaching tools were used in classroom	6	4	1	0	0																																																																												
Classes were interactive in nature	5	4	2	0	0																																																																												
Syllabus of the course/paper completed on time	4	5	2	0	0																																																																												
Respective faculties were regular and punctual in taking class	4	4	3	0	0																																																																												



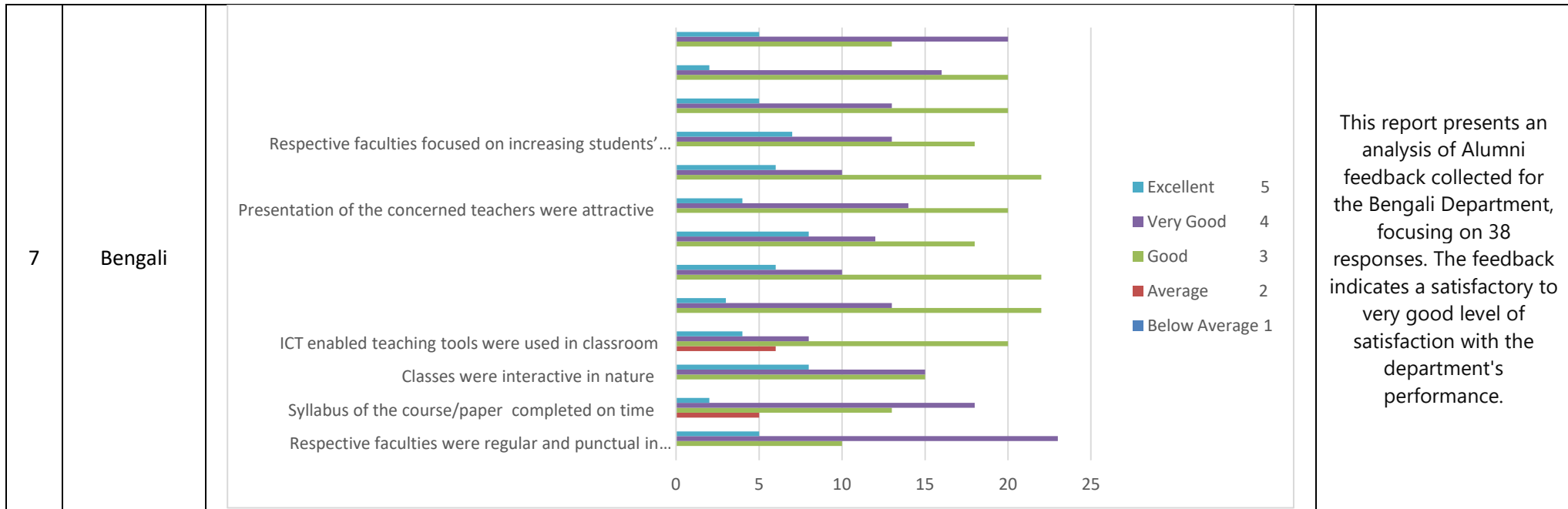
5	Commerce	<p>Respective faculties focused on increasing students'...</p> <p>Presentation of the concerned teachers were attractive</p> <p>ICT enabled teaching tools were used in classroom</p> <p>Classes were interactive in nature</p> <p>Syllabus of the course/paper completed on time</p> <p>Respective faculties were regular and punctual in...</p> <p>Legend: ■ Excellent 5 ■ Very Good 4 ■ Good 3 ■ Average 2 ■ Below Average 1</p>	<p>This report presents an analysis of Alumni feedback collected for the Commerce Department, focusing on 01 responses. The feedback indicates a positive perception of the department's performance, with results ranging from "Good" to "Very Good" to "Excellent."</p>
---	----------	--	---

6

Sanskrit

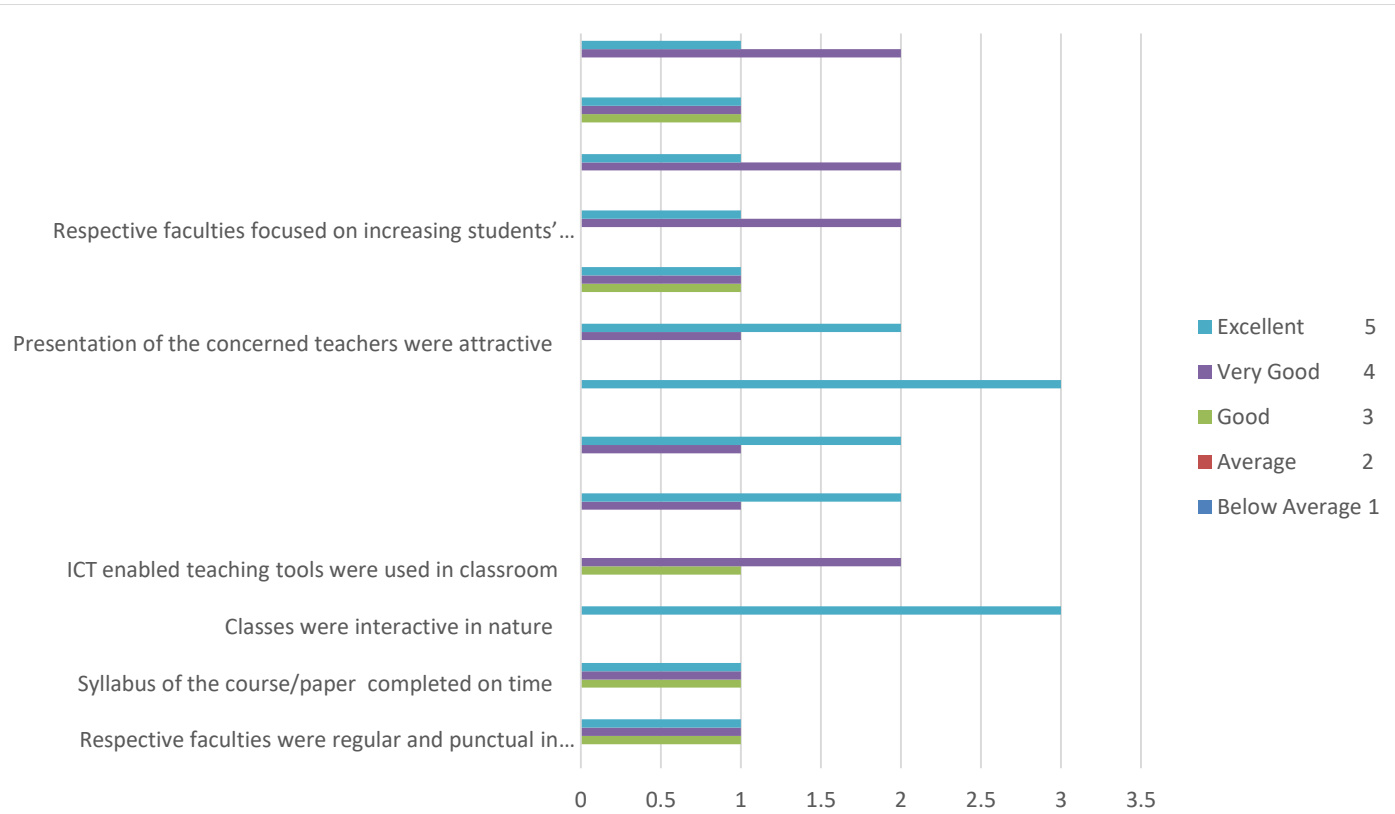


This report presents an analysis of Alumni feedback collected for the Sanskrit Department, focusing on 13 responses. The feedback indicates a positive perception of the department's performance, with results ranging from "Good" to "Very Good" to "Excellent."



8

Political Science



The feedback received from Alumni for the political Science Department indicates a generally positive perception and satisfaction with the department's performance. While the majority of feedback falls within the "Very Good" and "Satisfactory" categories, there is room for improvement in certain areas to elevate the department's performance further.

9	College Overall	<table border="1"> <caption>Parent Feedback Data (Estimated)</caption> <thead> <tr> <th>Parameter</th> <th>Excellent (5)</th> <th>Very Good (4)</th> <th>Good (3)</th> <th>Average (2)</th> <th>Below Average (1)</th> </tr> </thead> <tbody> <tr> <td>Respective faculties focused on increasing students'...</td> <td>15</td> <td>45</td> <td>38</td> <td>10</td> <td>2</td> </tr> <tr> <td>Presentation of the concerned teachers were attractive</td> <td>12</td> <td>37</td> <td>50</td> <td>3</td> <td>1</td> </tr> <tr> <td>Respective faculties were regular and punctual in...</td> <td>18</td> <td>38</td> <td>40</td> <td>10</td> <td>2</td> </tr> <tr> <td>Presentation of the concerned teachers were attractive</td> <td>16</td> <td>37</td> <td>45</td> <td>3</td> <td>1</td> </tr> <tr> <td>ICT enabled teaching tools were used in classroom</td> <td>14</td> <td>34</td> <td>48</td> <td>5</td> <td>1</td> </tr> <tr> <td>Classes were interactive in nature</td> <td>17</td> <td>35</td> <td>37</td> <td>10</td> <td>1</td> </tr> <tr> <td>Syllabus of the course/paper completed on time</td> <td>16</td> <td>48</td> <td>30</td> <td>8</td> <td>1</td> </tr> <tr> <td>Respective faculties were regular and punctual in...</td> <td>21</td> <td>50</td> <td>28</td> <td>3</td> <td>1</td> </tr> </tbody> </table>	Parameter	Excellent (5)	Very Good (4)	Good (3)	Average (2)	Below Average (1)	Respective faculties focused on increasing students'...	15	45	38	10	2	Presentation of the concerned teachers were attractive	12	37	50	3	1	Respective faculties were regular and punctual in...	18	38	40	10	2	Presentation of the concerned teachers were attractive	16	37	45	3	1	ICT enabled teaching tools were used in classroom	14	34	48	5	1	Classes were interactive in nature	17	35	37	10	1	Syllabus of the course/paper completed on time	16	48	30	8	1	Respective faculties were regular and punctual in...	21	50	28	3	1	<p>The feedback received from Alumni across various parameters indicates a generally positive perception of the college's performance. While the majority of feedback is positive, there are areas that require attention and improvement to enhance the overall satisfaction levels further.</p>
Parameter	Excellent (5)	Very Good (4)	Good (3)	Average (2)	Below Average (1)																																																				
Respective faculties focused on increasing students'...	15	45	38	10	2																																																				
Presentation of the concerned teachers were attractive	12	37	50	3	1																																																				
Respective faculties were regular and punctual in...	18	38	40	10	2																																																				
Presentation of the concerned teachers were attractive	16	37	45	3	1																																																				
ICT enabled teaching tools were used in classroom	14	34	48	5	1																																																				
Classes were interactive in nature	17	35	37	10	1																																																				
Syllabus of the course/paper completed on time	16	48	30	8	1																																																				
Respective faculties were regular and punctual in...	21	50	28	3	1																																																				
10	Conclusion	<p>This report offers a comprehensive overview of the parent feedback received across different parameters related to the college's performance. It serves as a valuable resource for the college administration, faculty, and stakeholders to understand parent perceptions, identify strengths and areas for improvement, and make informed decisions to enhance the overall educational experience and satisfaction levels within the college community.</p>																																																							

Bha.

Principal/TIC
Hiralal Bhakat College
Nalhati, Birbhum

Teacher-in-Charge
Hiralal Bhakat College
Nalhati, Birbhum

